

**4.2.1\_a\_The facilities as per the stipulations of the respective regulatory bodies with geotagging**

**The Detailed List Of Equipment's as per the "National Medical Commission" Regulatory Bodies is as Follows.**

A handwritten signature in blue ink, appearing to be 'G. S. J.', is written above the printed name of the Dean.

**Dr. G. S. J.**  
Dean

# LIST OF EQUIPMENTS IN DEPARTMENT

## DEPARTMENT OF ANATOMY

### List of Equipment's in Research Laboratory

Sr. No.	Name Of Equipment	As Per NMC	Quantity Available
1	Rotary microtome	01	01
2	Sledge microtome	01	01
3	Distilled Water Plant	01	01
4	Incubator	01	01
5	Microscope	01	01
6	Anthropometry Instrument Set	01	01
7	Hot Plate for Flattening sections	01	01
8	Balance Analytical Capacity 200 Gm	01	01
9	Balance Eranger Capacity 6 Kg.	01	01
10	Paraffin Embedding Bath	01	01
11	Tissue floating Water bath	01	01
12	Hone	02	02
13	Knife	02	02
14	Fridge	01	01

### List Of Models/Exhibits

Sr. No.	Models	As Per NMC	Quantity Available
1	Internal reproductive organs female	1	1
2	Strucure of humen speramtazon	1	1
3	Strucure of humen ovam	1	1
4	Spermatogenesis	1	1
5	Oogenesis	1	1
6	Stages of fertilization – a	1	1
7	Stages of fertilization – b	1	1
8	Fertilization c	1	1
9	Fertilization d	1	1
10	Cleavage e	1	1
11	2- cell stage	1	1
12	4 – cell stage	1	1
13	8-cell stage	1	1
14	Early blastocyst	1	1



15	Late blastocyst	1	1
16	Stages of cleavage (2,4,8,16 stages, early morula ,late morula-1 set of 7 models)	7	7
17	Model showing the morula blastulation & gastrulation of the mamillain embriyo(1 set of 6 models)	6	6
18	Early implantation stage -6 days	1	1
19	Early stage of implantation -7 days	1	1
20	Partially embedded blastocyst	1	1
21	Fully embedded blastocyst	1	1
22	Human implantation of estimated age of 12 days, reconstruction of hertig and rock	1	1
23	The cranial part of the somite embryo to show the relationship of intra & extre embryonic coelom	1	1
24	Development of notochord	1	1
25	Development of neural tube	1	1
26	Before folding of the embryo	1	1
27	Folding of the embryo	1	1
28	Development of placenta-primary villi	1	1
29	Development of placenta- secondary villi	1	1
30	Development of placenta- tertiry villi	1	1
31	Full term placenta with umbilical cord	1	1
32	Development of placenta in foetal membranes -1 set of 4 models	4	4
33	Faetal circulation	1	1
34	Fetal circulation	1	1
35	Development of brain	1	1
36	Scheme to show successive stages in development of alar basal-lamina of spinal cord	1	1
37	Section showing nuclei at medulla ,pons & midbrain set 8 models	8	8
38	Development of pharyngeal clefts and pouches (set of 2 models)	2	2
39	Definitive structure formed by cartilaginous components of various pharyngeal arches	1	1
40	Stages in development of palatine process ,palate and nasal septum (set of 4 models)	4	4
41	Different stages in the development of plalte and lip anaomalies set of 3 models	3	3
42	Branchial arch arteries	1	1
43	Scheme to show abnormalities in the development of branchial arch arterial patteren -set 6 models	6	6

44	Development of tongue (6.9.15mm ,at birth set 4 models)	4	4
45	Development of digestive tract in 8mm 35 days h.embryo	1	1
46	Rotation oblique development of stomach –set of 5 models	5	5
47	Development of pancreas 7 weeks	1	1
48	Stages in development of trachea & lung –set of 3	3	3
49	Coronal section of developing heart of 10mm h.embryo-1 set of 2 models	2	2
50	Development of interventricular septum and bulbar ridges in 12mm h.embryo	1	1
51	Pericardial,pleural &peritoneal cavities of h.embryo 17mm	1	1
52	Definitive genitor-urinary system in male	1	1
53	Definitive genitor-urinary system in female	1	1
54	Development of kidney –early stage	1	1
55	Development of kidney –later stage	1	1
56	The endodermal cloaca of h.embryo	1	1
57	Vesico-urethral portion of endodermal claca ,female h.embryo 8.5-9 weeks	1	1
58	Development of male &female genital organs set of 5 models	5	5
59	Development and fusion of paramesonephric duct 1 set of 3 models	3	3
60	Development of the uterus and vagina	1	1
61	Development of vitalline umbilical and cordinal vein complex (set of 2 models)	2	2
62	The various types of anomalies in development uterus 1 set of 5 models	5	5
63	Development of the coverings of testis	1	1
64	Descend of testis	1	1
65	Development of eye in 13mm h.embryo(detachable)	1	1
66	Development of eye ball –set of 4 models	4	4
67	A model of typical cell	1	1
68	Eyeball detachable	1	1
69	The main nuclear masses of dorsal thalamus – set of 2 models	2	2
70	Human brain it parts	1	1
71	Brain functional areas	1	1
72	Visceral impression of right lung	1	1
73	Visceral impression of left lung	1	1



74	Section of larynx	1	1
75	Perineal pouches –set of 2 models	2	2
76	Structure of kidney	1	1
77	Human heart	1	1
78	Boundaries of inguinal canal	1	1
79	Coverings of testis & spermatic cord	1	1
80	Model of defensive mechanism of inguinal canal	1	1
<b>TOTAL</b>			<b>138</b>

Sr. No.	<u>Exhibits (Charts)</u>	As Per NMC	Quantity Available
1	Embryonic Connective tissue	1	1
2	Dense irregular & loose irregular connective tissue	1	1
3	Dense irregular connective tissue	1	1
4	Dense irregular connective tissue - long section	1	1
5	Dense regular connective tissue Tendon	1	1
6	Elastic cartilage	1	1
7	Fibrous cartilage	1	1
8	Hyaline cartilage	1	1
9	Loose connective tissue	1	1
10	Pseudostratified columnar epithelium	1	1
11	Simple columnar epithelium	1	1
12	Stratified cuboidal epithelium	1	1
13	Stratified squamous epithelium	1	1
14	Transitional columnar epithelium	1	1
15	Loose connective tissue	1	1
16	Rectus sheath	1	1
17	Abdominal muscles	1	1
18	Abdominal quardecuter	1	1
19	Autonomic nervous system	1	1
20	Bones of foot	1	1
21	Brachial plexur	1	1
22	Brain- Superlateral view	1	1
23	Brain	1	1
24	Coeliac trunk	1	1
25	Circle of wills	1	1
26	Female retro system	1	1
27	Human nervous system	1	1
28	Kidney	1	1
29	Kidney- Cut section	1	1
30	Lung's medial view	1	1
31	Male reproductive system	1	1



32	Muscle of hand	1	1
33	Muscle of leg	1	1
34	Muscles of ankle	1	1
35	Muscles of Back	1	1
36	Muscles of sole of foot	1	1
37	Muscular system posterior	1	1
38	Pharynx	1	1
39	Scrotum and testis	1	1
40	Sinuses	1	1
41	Skeletal system	1	1
42	Stomach internal structure	1	1
43	Trachea	1	1
44	Upper limb glenoidlabrum	1	1
45	Intrinsic muscle of hand	1	1
46	Rotator cuffing	1	1
47	Uterine tube & ovary	1	1
48	Veins	1	1
49	History : Dissection and Surgery	1	1
50	Anatomy Scientist	1	1
51	Body Donation and Organ Donation	1	1
52	Plastination	1	1
53	12 Week fetus,13 Week fetus	1	1
54	Applied Anatomy of Meninges	1	1
55	Cerebral Artery Syndromes	1	1
56	Disorders of Internal Capsules	1	1
57	Hydrocephalus	1	1
58	Lesions of Pons	1	1
59	Medial Medullary Syndrome	1	1
60	Antral Lavage	1	1
61	Otitis Externa	1	1
62	Laryngoscopy	1	1
63	Goitre	1	1
64	Meckels Diverticulum	1	1
65	Coronary Artery Disease (CAD)/ Ischemic Heart Disease (IHD)	1	1
66	Gastric ulcer	1	1
67	Appendicitis	1	1
68	Splenomegaly	1	1
69	Liver Cirrhosis	1	1
70	Femoral Artery	1	1
71	Varicose Vein	1	1
72	Suprapubic Cystostomy	1	1
73	Fibroids	1	1
74	Kidney Stone Disease	1	1
75	Benign Prostatic Hypertrophy (BPH)	1	1
76	Cerebellar Lesions	1	1
77	Colles Fracture	1	1



78	Carpal Tunnel Syndrome	1	1
79	Myocardial Infarction	1	1
80	Cataract	1	1
81	Study of Supratrochlear Foramen of Humerus	1	1
<b>Total</b>			<b>81</b>

### List Of Specimens In Museum

Sr. No.	Name Of Specimen (Wet 238 )	As Per NMC	Quantity Available
1	Embryo 13 weeks	1	1
2	Embryo 12 weeks	1	1
3	Embryo 23 weeks	1	1
4	Embryo 36 weeks	1	1
5	Embryo 36 weeks	1	1
6	Heart - coronary arteries	1	1
7	Heart – coronary sinus and cardiac veins	1	1
8	Heart – external surface	1	1
9	Heart – interior of the left ventricle	1	1
10	Heart – (internal feature) right atrium and ventricle	1	1
11	Liver – visceral surface	1	1
12	Liver – anterior , superior and right lateral surface	1	1
13	Liver – lobes	1	1
14	Liver – vascular pattern	1	1
15	Spleen – visceral surface	1	1
16	Duodenum, pancreas and spleen	1	1
17	Uterus – section	1	1
18	Spleen – visceral surface	1	1
19	Testis and spermatic cord	1	1
20	Lung – relations of mediastinal surface ( left)	1	1
21	Lung – relations of mediastinal surface ( right)	1	1
22	Lung hilum ( right)	1	1
23	Lung hilum ( left)	1	1
24	Lung - bronchopulmonary segments (right)	1	1
25	Lung - bronchopulmonary segments (right)	1	1
26	Kidney - anterior relations ( right)	1	1
27	Kidney - paired	1	1
28	Kidney – internal structure	1	1
29	Kidney – posterior relations ( left)	1	1
30	Kidney (l.s.)	1	1
31	Kidney (l.s.)	1	1
32	Urinary bladder – interior (male)	1	1
33	Urinary bladder – interior ( female)	1	1
34	Urinary bladder – external features	1	1
35	Urinary bladder – posterior surface	1	1
36	Stomach – external features	1	1
37	Small intestine – arterial arcades	1	1



38	Stomach – interior	1	1
39	Caecum interior	1	1
40	Small intestine	1	1
41	Sigmoid colon	1	1
42	Brain - lateral ventricle	1	1
43	Cerebellum (t.s.)	1	1
44	Cerebrum (t.s.)	1	1
45	Cerebellum (t.s.) dentate nucleus	1	1
46	Cerebrum – white matter	1	1
47	Brain stem – anterior surface	1	1
48	Cerebrum – medial surface	1	1
49	Cerebrum – coronal section	1	1
50	Cerebrum – medial surface	1	1
51	Cerebrum – coronal section	1	1
52	Cerebrum	1	1
53	Cerebrum – medial surface	1	1
54	Cerebrum – medial surface	1	1
55	Cerebrum (t.s.)	1	1
56	Cerebrum – coronal section showing anterior horn of lateral ventricle	1	1
57	Cerebrum – medial surface	1	1
58	Cerebrum white matter	1	1
59	Cerebrum (t.s.) – internal capsule	1	1
60	Cerebrum (t.s.)	1	1
61	Head and neck – sagittal section	1	1
62	Head and neck – lateral view	1	1
63	Head and neck – medial surface	1	1
64	Pina of the ear	1	1
65	Head and neck – lateral view	1	1
66	Head and neck – lateral view	1	1
67	Head and neck – medial surface	1	1
68	Head and neck – medial surface	1	1
69	Elbow joint and deep muscles of forearm	1	1
70	Lumbricals of the hand	1	1
71	Cubital fossa	1	1
72	Anterior compartment of forearm	1	1
73	Pelvis section showing blood vessels	1	1
74	Pelvis section showing nerves	1	1
75	Sole – first layer muscles and nerves	1	1
76	Rotator cuff of shoulder joint	1	1
77	Superficial palmar arch	1	1
78	Femur showing insertion of adductor magnus	1	1
79	Quariceps muscle	1	1
80	Arm – anterior aspect	1	1
81	Arm – posterior aspect	1	1
82	Testis	1	1
83	Cerebellum	1	1



84	Spleen	1	1
85	Testis	1	1
86	Kidney (interior)	1	1
87	Kidney (right and left)	1	1
88	Heart (painted-coronary arteries)	1	1
89	Thyroid gland	1	1
90	Brain (hemisphere-inner surface)	1	1
91	Brain (hemisphere-outer surface)	1	1
92	Liver	1	1
93	Liver	1	1
94	Head (sagittal section)	1	1
95	Testis	1	1
96	Ceacum with appendix openings	1	1
97	Lung (right side)	1	1
98	Lung (left side)	1	1
99	Heart (right ventricle)	1	1
100	Head sagittal section	1	1
101	Stomach external	1	1
102	Small intestine	1	1
103	Laryngopharynx cavity	1	1
104	Pancreas	1	1
105	Kidney	1	1
106	Testis	1	1
107	Small intestine	1	1
108	Heart (right atrium)	1	1
109	Liver	1	1
110	Urinary bladder trigone	1	1
111	Spleen	1	1
112	Liver	1	1
113	Thyroid gland	1	1
114	Intestine	1	1
115	Intestine	1	1
116	Specimen showing tongue and larynx	1	1
117	Testis and spermatic cord	1	1
118	Hilum of the left lung	1	1
119	Stomach	1	1
120	Small intestine - jejunum	1	1
121	Testis and spermatic cord	1	1
122	Testis and spermatic cord	1	1
123	Testis and spermatic cord	1	1
124	Testis and spermatic cord	1	1
125	Right kidney showing anterior relations	1	1
126	Interior of urinary bladder	1	1
127	Relations of mediastinal surface left lung	1	1
128	Heart (internal feature) right ventricle	1	1
129	Spleen diaphragmatic surface	1	1
130	Spleen visceral surface	1	1



131	Medial surface of the cerebral hemisphere	1	1
132	Small intestine with mesentery	1	1
133	Duodenum with pancreas	1	1
134	Thyroid gland	1	1
135	Heart (internal feature) right atrium and ventricle	1	1
136	Pair of kidneys showing hilum structures	1	1
137	Small intestine with mesentery	1	1
138	Kidney (l.s)	1	1
139	Specimen showing coronary arteries	1	1
140	Relations of mediastinal surface left lung	1	1
141	Sagittal section of the skull	1	1
142	Lobes of the liver	1	1
143	Liver- hilum structures	1	1
144	Sagittal section of the knee joint	1	1
145	Sagittal section of the knee joint	1	1
146	Rectus abdominis muscle	1	1
147	Right leg -t. S	1	1
148	Right leg -t. S	1	1
149	Right leg -t. S	1	1
150	Right thigh- t. S	1	1
151	Right thigh showing adductor canal- t. S	1	1
152	Sagittal section of right ankle joint with foot	1	1
153	Sagittal section of right ankle joint with foot	1	1
154	Specimen showing part of hip joint- t. S	1	1
155	Specimen showing femoral vessels	1	1
156	Lungs with heart	1	1
157	Anterior aspect of right elbow	1	1
158	Specimen showing colliculus in midbrain	1	1
159	Inner aspect of duramatter	1	1
160	Parts of hyoid bone	1	1
161	Specimen showing duodenum, pancreas & spleen	1	1
162	Specimen showing small and large intestine	1	1
163	Specimen showing urinary system	1	1
164	Coronal section of head showing nasal cavity	1	1
165	Left leg with foot	1	1
166	Left wrist joint	1	1
167	Left elbow joint- dorsal aspect	1	1
168	Lateral aspect of left scapula	1	1
169	Specimen showing sciatic nerve in popliteal fossa	1	1
170	Specimen showing dorsal aspect of scapular muscles	1	1
171	Sigmoid colon	1	1
172	Forearm bones with interosseous membrane	1	1
173	Specimen showing metatarsal bones of left foot	1	1
174	Specimen showing tarsal bones of left foot	1	1
175	Specimen showing posterior aspect of leg	1	1
176	Cerebral hemisphere showing gray & white matter	1	1
177	Posterior abdominal wall	1	1

178	Stomach	1	1
179	Thoracic cage	1	1
180	Embryo 33 weeks	1	1
181	Embryo 35 weeks	1	1
182	Embryo 24 weeks	1	1
183	Embryo 25 weeks	1	1
184	Embryo 18 weeks	2	2
185	Embryo 10 weeks, 14weeks, 17weeks	1	1
186	Embryo 30 weeks	1	1
187	Embryo 39 weeks	1	1
188	Coronal section of brain (anterior horn of lateral ventricle)	1	1
189	Coronal section of brain (body of lateral ventricle)	1	1
190	Coronal section of brain ( posterior horn of lateral ventricle)	1	1
191	Mounting of ear ossicles	1	1
192	Bronchopulmonary segment of lung	1	1
193	Interosseous membrane between tibia & fibula	1	1
194	Vascular segments of kidney	1	1
195	Cut section of eye ball	1	1
196	Tricuspid valve complex	1	1
197	External ear (left)	1	1
198	External ear (right)	1	1
199	Portal triad & it's branches of liver	1	1
200	Spinal cord with spinal nerves	1	1
201	Lung bronchopulmonary segment (right)	1	1
202	Lung bronchopulmonary segment (left)	1	1
203	Palmar interosseous	1	1
204	Dorsal interosseous	1	1
205	Lumbricals	1	1
206	Glenoid labrum	1	1
207	Spleen- segment	1	1
208	Kidney visceral (left)	1	1
209	Kidney visceral (right)	1	1
210	Biceps brachii	1	1
211	Brachialis	1	1
212	Triceps	1	1
213	Deltoid	1	1
214	Subscapularis	1	1
215	Supra & infraspinatus	1	1
216	Cubital fossa	1	1
217	Thenar & hypothenar	1	1
218	Pronator quadratus	1	1
219	Extraocular muscles of right eye	1	1
220	Extraocular muscles of left eye	1	1
221	Brain with spinal cord & eyeball	1	1
222	Liver segments –anterior view	1	1
223	Liver segments – posterior view	1	1



224	Right lung mediastinal surface	1	1
225	Left lung mediastinal surface	1	1
226	Visceral impression of spleen	1	1
227	Interior of duodenum	1	1
228	Interior of caecum	1	1
229	Parts of large intestine	1	1
230	Vasculature of jejunum	1	1
231	Stomach bed	1	1
232	Elbow joint cavity	1	1
233	Vasculature of ileum	1	1
234	Comparison of small & large intestine	1	1
235	Circle of willis	1	1
236	Transverse arch of foot	1	1
237	Logitudinal arch of foot	1	1
238	Types of muscle (shape)	1	1
<b>Total</b>			<b>238</b>

Sr.No.	Name Of Specimen(Dry 21)	As Per NMC	Quantity Available
239	Clavicle	1	1
240	Humerus –anterior aspect	1	1
241	Humerus-posterior aspect	1	1
242	SCAPULA -Costal side	1	1
243	SCAPULA -Dorsal side	1	1
244	Scapula	1	1
245	Sternum -anterior aspect	1	1
246	Sternum –posterior aspect	1	1
247	Radius and ulna –anterior aspect	1	1
248	Radius and ulna posterior aspect	1	1
249	Femur -anterior aspect	1	1
250	Femur -posterior aspect	1	1
251	Patella	1	1
252	Fibula –anterior view	1	1
253	Fibula –posterior aspect	1	1
254	Tibia-anterior aspect	1	1
255	Tibia- posterior view	1	1
256	Skull	1	1
257	MANDIBLE Inner side	1	1
258	HIP BONE Lateral side	1	1
259	HIP BONE Medial side	1	1
<b>TOTAL</b>			<b>259</b>

### List Of Equipment In Museum

Sr.No.	Name Of Equipments	As Per NMC	Quantity Available
1	Laptop	1	1
2	Desktop Computer With Printer	2	2
3	Photocopier And Scanner	1	1



### List of histology slides

Sr. No.	Name Of Histology Slide	As Per NMC	Quantity Available
1	Elastic cartilage	60	60
2	Adipose tissue	60	60
3	Hyaline cartilage	20	20
4	White fibro cartilage	20	20
5	Bone t.s.	12	12
6	Bone l.s.	12	12
7	Skeletal muscle	60	60
8	Cardiac muscle	60	60
9	Smooth muscle	50	50
10	Optic nerve	15	20
11	Spinal ganglion	20	20
12	Sympathetic ganglion	20	20
13	M.s. artery	60	60
14	Aorta	20	20
15	Inferior vena cava	20	20
16	Lymph node	20	20
17	Spleen	55	60
18	Tonsil	20	20
19	Thymus	20	20
20	Mucous gland	20	20
21	Serous gland	20	20
22	Mixed gland	20	20
23	Paratid gland	50	50
24	Pancreas	60	60
25	Oesophagus	60	60
26	Stomach fundus	60	70
27	Pyloric part end of stomach	20	20
28	Duodenum	20	20
29	Jejunum	20	20
30	Ileum	20	20
31	Large intestine	60	60
32	Appendix	60	60
33	Liver	60	60
34	Gall bladder	20	20
35	Lung	50	60
36	Trachea	60	60
37	Kidney	60	60
38	Ureter	60	60
39	Urinary bladdr	60	60
40	Testis	20	20
41	Epididymis	60	60
42	Vas deferens	54	54
43	Prostate	60	60
44	Ovary	55	55



45	Fallopian tube	41	41
46	Uterus	20	20
47	Placenta	20	20
48	Thyroid	20	20
49	Suprarenal gland	15	15
50	Adrenal gland	50	50
51	Pituitary gland	15	15
52	Cerebellum	20	20
53	Cerebrum	30	30
54	Skin t.s.	10	10
55	Skin l.s.	10	10
56	Thick skin	60	60
57	Thin skin	30	30
58	Tongue	55	55
59	Tongue -fungiform	5	5
60	Retina	20	20
61	Cornea	20	20
62	Umbilical cord	20	20
63	Eyelid	20	20
64	Lacrimal gland	50	50
65	Active mammary gland	20	20
66	Mixed nerve	10	10
67	Nerve fiber l.s.	10	10
68	Spinal cord	20	20
68	Tendon t.s.	50	50
69	Tendon l.s.	10	10
70	Articular cartilage	30	30
	<b>TOTAL</b>		<b>2439</b>

  
 UCA  
 U.S. National Cancer Institute  
 Bethesda, Md. 20892  
 Telephone: 301-558-4800



List of radiological imaging exhibits (system wise)

Sr. No.	System wise distribution	As Per NMC	Quantity Available
1	<b>X RAY</b>		
	X RAY CHEST	158	158
	X RAY SKULL	64	64
	X RAY LOWER LIMB	121	121
	X RAY UPPER LIMB	36	36
	X RAY SPINE	69	69
	X RAY PLAIN ABDOMEN	3	3
2	<b>MRI</b>		
	LUMBAR SPINE	4	4
	MRCP	1	1
3	<b>CT SCANS</b>		
	BRAIN	197	197
	ABDOMEN PELVIS	29	29
	SPINE	39	39
	P.N.S.	1	1
	CHEST	28	28
	MYELOGRAPHY	2	2
	KUB	9	9
4	<b>SPECIAL INVESTIGATIONS</b>		
	INTRA VENOUS PYELOGRAM	12	12
	BARIUM ENEMA	2	2
	MICTURATING CYSTO URETHROGRAM	1	1
	BARIUM FOLLOW THROUGH	1	1
	HYSTEOSALPHINGOGRAPHY	1	1
	VENOGRAM	1	1
	BARIUM MEAL	1	1
	<b>Total</b>		<b>780</b>

*(Signature)*  
DCM

D.L. Narasimhan, Director  
A. Chandrasekhar, Deputy Director  
S. Chandrasekhar, Deputy Director



### Dissection hall

Sr. No	Name of the Equipment	As Per NMC	Quantity Available
1	Dissection Tables (Large Size)	15	18
2	Dissection Tables (Small Size)	05	05
3	Drill Machine	As required	02
4	Hand Saw	As required	03
5	Band Saw for sectioning body & limbs	As required	01
6	Stools	60	100
7	Brain Knife	As required	03
8	Mortuary coolers for 4 bodies	As required	03
	Mortuary coolers for 3 bodies	As required	01
9	Body Storage tanks (10 cadavers each)	As required	03
10	Plastic Storage tanks for storing soft & dissected part	As required	10
11	Trolley table	-	03
12	Projectors including OHP	-	5+3
13	X-ray viewing lobby	03	06
14	Charts, diagrams, models, slides etc.	As required	Available
15	Dissecting Instruments	As required	Available
16	Meat cutting Machine	As required	01
17	Movie camera with portable screen	-	01
18	Embalming Machines for cadavers	-	02

### Histology lab/research lab

Sr.No	Equipment Name	As Per NMC	Quantity Available
1	Microscope Mono ocular	60	101
2	Dissecting Microscope	As required	05
3	Rotary Microtome	As required	02
4	Sledge microtome	As required	01
5	Slides Cabinets(1000)	06	06
7	Incubators	01	01





8	Paraffin Embedding Bath	As required	02
9	Hot Plate for flatting sections	As required	02
9	Hot Air cover	01	01
10	Balance Analytical Capacity 200 Gm	01	01
11	Balance Earanger Capacity 6kgs	02	02
13	Refrigerator	02	02
14	Distilled water plant steel	02	02
15	Diamond Pencil	04	04
18	7 Colour marking pencils	02	02

### Museum

SR. NO	NAME	As Per NMC	Quantity Available
1	Articulated Skeletons	As required	05
2	Disarticulated Bone Sets	As required	25
3	Specimen jars	As per required	260
4	Required racks steel	As per required	26

  
**Dr. Suvarna Patil**  
 Medical Director  
 B. K. L. Walawalkar Rural Medical College

**Director**  
 B.K.L.Walawalkar Rural Medical College,  
 Sawarde, Kasarwadi, Pin - 415606

  
 DEAN  
 B.K.L. Walawalkar Rural Medical College  
 Sawarde, Kasarwadi, Pin - 415606



## DEPARTMENT OF PHYSIOLOGY

Sr.No	Name of Equipments	As Per NMC	Quantity Available
1	MICROSCOPE	110	110
2	HAEMOCYTOMETER Complete having Neubauer double ruling chamber German make with German. R.B.C. and W.B.C Pipette, cover slip complete in a box.	50	50
3	Hemoglobinometer A. Complete with two colored prismatic rods, sahli type, with double graduated round tube each in a box. West German Make. (Superior Brand).	61	61
4	DALAL ANAESTHESIA BOX MODEL MCD 841 For small animals, 50 x 30 x 30 cms with observation glass window, teak wood.	1	1
5	DALAL COMPASS AESTHESIOMETER MODEL MCD 954 With two point and an adjustable micrometric	10	10
6	Dynamometer (Handgrip )Model -MCD1068	4	4
7	Venous Pressure Apparatus, Model -MCD1076	2	2
8	Tuning forks to test hearing sets 128H2, 256, 512, 1024H2,	15 Sets	15 Sets
9	DIGITAL PH METER MODEL MCD 285 Most accurate measurement of pH and mV in Laboratories and Industries. All the controls that are in regular use have been incorporated on the front panel for operational ease. The instrument is capable of measuring milli-volts with Auto polarity for potentiometric titration besides regular pH measurements from 0 to 14 pH. Display is with 4 digit non-blinking 0.5" Size LEDs. The pH meter is supplied with all accessories including a combination of Electrode of 0 to 14 pH	1	1
10	DIGITAL PHOTO CALORIMETER(ABS/TRANS) MODEL / LM 04 MCD 1024 AUTOZERO - WITH MICRO CONTROLLER this calorimeter is an advance version of any existing model available in the market. It gives very accurate & stable reading of transmission/optical density (O.D) & can be useful for small/medium clinics &pathlabs. The unique feature of this calorimeter is "AUTOZERO FACILITY" to avoid the combursome adjustment done by potentio meter. Wave length Range:400-700nm [8 Glass filters], Peak wave lengths:400,490,520,540,590,620,650,700 nm., Minimum Volume:1.0ml, Light Source:6V,10W, Tungsten Filament lamp, Test Tubes:10mm f(Inner),	1	1

*(Signature)*  
DCM



	Detector: Silicon Photodiode, Display: 2½ digits seven segment display, Key pad: 2 x 1 (2 Feather touch Switch) Trans/O.D, AutoZero, Power Supply: Mains: 220 ±10%, 50Hz, 1f Battery: 12V DC.		
11	Dale bath for internal organ INCO Mono Bath (Dale's Organ Bath for internal organs): Thermostatic controlled with stirrer, glass inner vessel, oxygen tubes, warming coil and frontal lever from stainless steel capillary.	15	15
12	Large Extension kymographs-Brodie- Starling complete with respiration pump, motor time marker, manometer etc. Starling complete with respiration pump. INCO Super speed Kymograph Assembly Comprising the following: a. MA121 – INCO Super Speed Kymograph b. MQ211 – INCO Starling's Respiration Pump 500cc, capacity geared motor coupled. c. ME153 – INCO All Main's A.C. Time Clock	1	1
13	Arterial Cannula	12	12
14	Venous Cannula	12	12
15	Instrument trolley	1	1
16	Isolated Organs bath for students complete with lever etc. INCO Student Organ Bath Thermostatic controlled, Perspex bath, resting on sturdy frame, organ and oxygen tubes, frontal lever from S.S. capillary tubing and heater. Heater controlled through a 15 cms long thermostat.	25	25
17	ErgographMosse'sINCO Ergograph combining advantageous features of both Dubois and Mosso'sErgograph with wt. set	10	10
18	Perimeter Priestley smith S/LP.984 B & T INCO Perimeter Priestley Smith Table model. Used to measure the peripheral field of vision. The apparatus comprises of a calibrated arc, revolving chart holder. The object carrier which moves over the arc, contains five colors and five apparatus of diff. diameter calibrated scale. Adjustable chin rest. All fitted over a sturdy base. For table top use, with 100 charts	10	10
19	Neubauer Chamber (German)	59	59
20	Simple Spirometer, 6litre capacity, S/S chamber Spirometer 6 lit. Capacity, stainless steel chamber with chain compensated counter balance to float. Pulley calibrated to denote volume, inlet and outlet tubes. Complete with corrugated rubber tube, mouth piece and recording lever.	15	15
21	Bicycle ergometer Digital Bicycle Ergometer with digital display of work done in K. Calories, Distance, Odometer and pulse	4	4
22	Stethograph or pneumograph	10	10

23	Marey's tambour Marey's Tambour, stainless steel capillary lever, 22mm diameter	20	20
24	Physiograph single channel with accessories Students Physiograph Single Channel for recording Pulse, Respiration and EKG	6	6
25	Physiograph three channel with accessories Student Physiograph III Channel (II+I time & event channel) and Stimulator. (9 speed chart drive), Couplers: Strain Gage, Pulse/Respiration, Temperature, EKG, Bio Potential and Isotonic, Transducers: Volume, Force (Muscle Activity), Pulse, Respiration, Isotonic, Respiration Belt and Temperature. Accessories – EKG Electrodes set, V pin junction box, Jelly, Straps, III pin Junction Box, EMG Leeds, EEG paste, Spares like fuses, Capillary, Electrodes for Action Potential, Ink writing pen and Chart Paper Z fold 250 folds (10 packets)	1	1
26	Polygraph Digital Polygraph IV Channel for recording human parameters like EKG with HRV, Pulse, Respiration, EEG and EMG, Complete with standard accessories and without computer	2	2
27	Maddox rod	1	1
28	Apparatus for passive movement Comprising of one no. of Students's Kymograph MB132, one no. of Perspex Arm Plythysmograph, one no. of Piston Recorder, one plain stand and one x block	1	1
29	Sherrington Starling kymograph(electrically driven) Myograph stand, inductorium, simple key short circulating key, pohl's commutator, vibrating interrupter, Muscle through, Muscle liver, muscle grip of femur clamp, Hook and weight set, heart liver, frog board for dissection, enamel tray for above, frog board cork-lined with boss-head	40	40
30	Algometry	15	15
31	Dissection kit (Blunt forceps, tooth forceps(both Long& short),scissors[long& short blunt & pointed])mosquito scissors, Bone cutters(long& shorts), Glass Dissector, Pithing needle , Allies forceps, Curve scissors	2 set	2 set
32	Stethoscope, Demonstration with multiple earpieces	2	2
33	Stop watch	15	15
34	Volume recorder	6	6
35	Smoking outfit – a) Smoking stand- with turning handle, for all size of cylinder b) Smoking Burner Kerosene- with 3" wick and wind up gear.	1	1

*[Signature]*  
DCA

D. L. Anand, Head, Section of  
Advanced Post Graduate  
Techniques, Bangalore



36	INCO Modern Experimental operating Table With all steel frames designed for greater stability. Stainless steel top 127x45cm in two halves slopping towards the central drain, warming chamber, castors, moving handles, with animal holder, stainless steel tray and two uprights. With all steel frames designed for greater stability. Stainless steel top 127x45cm in two halves slopping towards the central drain, warming chamber, castors, moving handles, with animal holder, stainless steel tray and two uprights	1	1
37	Varnishing outfit For long and short paper. Varnishing tray brass with foot lever, wall fixing model	1	1
38	Lister Perimeter- An instrument for accurate charting filled of vision. It consist vertical stand matalic ark & adjustable chin rest & scale & chart frame &perimetric chart	2	2
39	COLOUR PERCEPTION LANTERN EDRIDGE GREEN Complete with filter and packed in box	1	1
40	Olfactometer	1	1
41	Animal weighing machine, For big animals, Cap. 0-30 Kg – Digital	1	1
42	Beakers (Measuring) 1000 ml	2	2
43	Beakers (Measuring) 500 ml	2	2
44	Beakers (Measuring) 250 ml	2	2
45	Measuring cylinder 1000 ml	2	2
46	Measuring cylinder 100 ml	2	2
47	Measuring cylinder 10 ml	2	2
48	Volumetric flasks 1000 ml	2	2
49	Volumetric flasks 500 ml	2	2
50	Funnels 50 mm	2	2
51	Test tubes 15 x150mm	60	60
52	Test tube holders (for 15 x150mm test tube size	3	3
53	Centrifuge Remi R8C (with head Remi R81A)	1	1
54	Electronic Precision Weighing Balance, Model No. CA-223	1	1
55	Electric Time marker , 100/sec	6	6
56	Tuning fork, 100/sec	6	6
57	Electrodes, X blocks, Burette clamps, Enamel bowls, Brass uprights with fine & coarse adjustment, Basin, Spirit lamp, Copper wire (double cotton cover), Kymograph paper	1	1
58	Gas analysis apparatus, Haldane's students type	1	1
59	Van Slyke's apparatus manometric	2	2



60	Gas analyzer – automatic for CO <sub>2</sub> , O <sub>2</sub> , N <sub>2</sub>	1	1
61	Douglas bag, complete	6	6
62	Thermanaesthesiometer	20	20
63	Ophthalmoscope (Pocket model)	2	2
64	Schematic eye	2	2
65	Phakoscope	1	1
66	Newtons color wheel	1	1
67	Animal weighing machine, For small animal	1	1
68	Otorhinolaryngoscope	3	3
69	Electronic Stimulator	1	1
70	Stage Incubator	1	1
71	Von Frey's Hair Aesthesiometer	6	6
72	Langendorff's Mammalian Heart assembly (LABTECH)	1	1
73	Ishihara's chart for color vision	2	2
74	'RMS' Helios 401 - PC based Spirometer	1	1
75	'RMS' Vega 201 TMT Machine (ECG Stress Test)	1	1
76	Water distillation plant (Metal, 4 Lit capacity)	1	1
77	Glass Distillation Plant (Double - 5 Lit. capacity)	1	1
78	Electronic Metronome for generating different BPM (Beats per minute) with variable sound frequency.	6	6
79	Wright's Peak flow meter	4	4
80	Stadiometer Mechanical	1	1
81	Herpender's Skin fold calipers for measuring skin fold thickness	2	2
82	Audiovisual reaction timer	1	1
83	Basal metabolism apparatus, Benedict's Roth Recording Spirometer; 6 lit capacity Capacity spirometer has a four speed electrical recording unit with gravity writing in pen. Valves are easily accessible, soda lime container with screws connection in the center chamber. Drain clocks to all the tubes and container. Sampling cock for connecting patient to spirometer or atmosphere. The unit is fitted on portable frame, Complete with valves, tubes mouth piece, nose clip, ink writing pen and 50 charts	2	2
84	Westergren's pipette for ESR with stand	40	40
85	Wintrobe Tube with stand	40	40
86	Sphygmomanometer (Diamond) BP Apparatus (Mercury)	20	20
87	Stethoscope Adult (Microtone)	50	50
88	Clinical Thermometer	40	40
89	Knee Hammer	30	30
90	Sterilizer, 12"x6"x4"	2	2
91	Blood Grouping slide	1 Box	1 Box

  
 Dean  
 P. L. Narasimha Murthy  
 A. S. Narasimha Murthy  
 S. S. Narasimha Murthy



92	Watch Glass	50	50
93	Petridish big	50	50
94	Blotting Paper Sheet	1 Roll	1 Roll
95	Capillary Tube (100)	12 Box	12 Box
96	Microslides (50)	12 box	12 box
97	Drop Bottle (20 to 30 ml) Glass	50	50
98	Cover slips	2 Box	2 Box
100	Surgical Cotton	2Roll	2Roll
101	Thermometer 0 to 100	6	6
102	Refrigerator (165 Lit)	1	1
103	Stepdown Transformer	1	1
104	Voltage Stabilizer	1	1
105	Snellens Chart for distant vision	2+4	2+4
106	Jaegers Chart for near vision	2+2	2+2
107	Computer with Printer (Canon Laserjet), With Processor- Intel i3, 4 GB RAM, HDD-500 GB, Computer trolley (movable)	2	2
108	Enamel Tray, Large	40	40
109	BPL ECG Machine with all leads, electrodes, jelly and ECG paper	2	2
110	Antisera A, B, D (2 Bottles each)	2	2
111	Staining rack	25	25
112	Pin box	1	1
113	Small bottles for Taste & smell solutions, oils	10	10
114	Scale (1 feet)	6	6
115	Measuring tape	4	4
116	Weight Machine	1	1
117	Pasteur pipette (Dropper+ 20mm long capillary tube)	2	2
118	Instrument trolley for keeping surgical parts (28"x18", top made of S.S.)	2	2
119	O2 Cylinder with trolley	6	6
120	CO2 Cylinder with trolley	2	2
121	Stethoscope	50	50
122	Skin Fold Caliper	2	2
123	Compass aesthesiometer	20	20
124	Examination couches	11	11
125	Sterlizer	2	2
126	Plastic trays	50	50
127	Double demonstration eye pieces	10	10
128	Student stimulator	40	40
129	Myograph stand	40	40
130	Myograph frog Board	40	40
131	Nerve muscle chamber	40	40
132	Silver Electrode	40	40

133	Myograph lever	40	40
134	Std "X" blocks	40	40
135	Open "X" blocks	40	40
136	Simple Electrodes	40	40
137	Muscle lever	40	40
138	Uprights	40	40
139	Starling's heart lever	40	40
140	Indecorum coil	02	02
141	Simple Key ,Short Circuit Key ,Pohl Commentator	2 each	2 each
142	Vibrating interrupter	02	02
143	Metronome	6	6
144	Models	15	15
145	B.P. APPARATUS DIGITAL	50	50
146	Multimedia Projector with screen	1	1
147	Photocopier & Scanner	1	1
148	Spirit Lamp	2	2
149	4 Channel Physiograph	1	1

  
**Dr. Suyarna Patil**  
 Medical Director  
 B. K. L. Walawalkar Rural Medical College

**Director**  
 B.K.L.Walawalkar Rural Medical College,  
 Sawarde, Kasarwadi, Pin - 415606

  
 B.K.L. Walawalkar  
 B.K.L. Walawalkar Rural Medical College  
 Sawarde, Kasarwadi





## DEPARTMENT OF BIOCHEMISTRY

Sr. No.	Name of the items	As Per NMC	Quantity Available
1	Analytical Balance : upto 200g/1gm increment	2	2
2	Urinometers calibrated (Mercury based instruments to be replaced with other alternatives)	20	20
3	Hot air oven (More than 200 litres)	2	2
4	Digital Colorimeters	5	5
5	Student Microscopes	5	5
6	Glucometer with strips ( For POCT )	2	2
7	Thermometer 0 – 250 degree Celsius (Mercury based instruments to be replaced with suitable alternatives)	5	5
8	Semi autoanalyser	2	2
9	Boiling Water baths	2	2
10	Constant temperature water bath Tank Capacity: (Temperature range 5 to 80 degree Celsius)	1	1
11	Laboratory Reagent Refrigerators, capacity > 200 litres	2	2
12	Complete Chromatographic Unit for paper & TLC	2 each	2 each
13	Centrifuge clinical for ≥ 8 tubes	2	2
14	pH meters of wide range digital	5	5
15	Fixed volume pipettes -- 1ml, 0.5ml, 0.2ml, 0.1ml and 0.02ml	5 (of each volume)	5 (of each volume)
16	Complete Electrophoresis apparatus with power supply (Paper, PAGE, agarose)	1 each	1 each
17	Densitometer with computer	1	1
18	Bottle dispensers	10	10
19	All glass distillation apparatus	1	1
20	Vortex mixers	2	2
21	Incubator 37 C	2	2
22	Variable and fixed volume micro auto pipettes	Available	Available
23	Glass ware & accessories	Available	Available
24	Fume cupboard	1	1
25	Digital Analytical Balance	1	1
26	Balance Micro	1	1
27	Spectrophotometer	1	1
28	ELISA (Demonstration)	1	1
29	Laptop	1	1
30	Desktop Computer, with Printer	2	2
31	Photocopier and Scanner	1	1
32	Multimedia Projector with screen	2	2

  
 HEAD  
 DEPARTMENT OF BIOCHEMISTRY  
 K. J. Somaiya Institute of Postgraduate Medical Education & Research  
 Vashi, Mumbai - 400 768



Sr. No.	Name of equipment	As Per NMC	Quantity Available
1	Fume cupboards	2	2
2	Boiling Water baths, with lids having 8-12 Holes	6	6
3	Autoclave electric	2	2
4	Balance open pan	6	6
5	Balance semi micro	2	2
6	Balance micro	1	1
7	Vortex mixers	2	2
8	Urinometers	50	50
9	Constant temperature water bath	4	4
10	Ryles tube	4	4
11	Incubator electric with thermostat	4	4
12	Hot air oven	4	4
13	Magnetic stirrer	2	2
14	Pump vacuum	2	2
15	Calorimeters	7	7
16	Refrigerators	4	4
17	Flame Photometer	2	2
18	Thermometers 0-250 <sup>0</sup> C	4	4
19	Thermometers 0-110 <sup>0</sup> C	4	4
20	Cork borer set	1	1
21	Stop watch	4	4
22	Spirit Lamps	60 LPG Gas fitting available	60 LPG Gas fitting available
23	Chromatographic chamber	2	2
24	Water distillation plant (metallic)	3	3
25	All glass distillation apparatus	3	3
26	Desiccators large size	6	6
27	Desiccators small size	6	6
28	Centrifuge clinical for 12 tubes	8	8



29	PH meters	5	5
30	Homogeniser	3	3
31	Microscopes	6	6
32	Ultra Violet (U.V.) lamp	1	1
33	Tools for small workshop for glass blowing and mending	1 set	1 set
34	Bottle dispensers	15	15
35	Samplers (autopipettes) different volume range	23	23
36	Electrophoresis apparatus with power supply for Paper PAGE AGAROSE	8	8
37	Spectrophotometer	1	1
38	Binocular research microscopes	2	2
39	Glass ware as required by standard lab. Like pipettes, beakers and conical flasks, etc.	50	50
40	Glucometer with strips	2	2
41	Densitometer with computer	1	1
42	Chromatography chamber	2	2
43	Chromatography chamber for TLC	1	1
44	Analytical balance: upto 200g/1 gm	2	2
45	ELISA (Demonstration)	1	1
46	Laptop	1	1
47	Desktop computer with printer	2	2
48	Photocopier and scanner	1	1
49	Multimedia Projector with screen	2	2

  
 Dean  
 P. K. S. Medical College  
 Alwar, Rajasthan  
 India



### Investigative equipment's in CCL

Sr. No.	Name of equipment's	As Per NMC	Quantity Available
1	ERBA CHEM-7 with incubator	1	1
2	ERBA CHEM 200- Fully Autoanalyser	1	1
3	COBAS e411 with printer	1	1
4	Cobas c111	1	1
5	Easylyte Electrolyte Analyser	1	1
6	Robonic Semi Auto Biochemistry Analyser	2	2
7	Micropipettes	5	5
8	Hot air Oven	1	1
9	Centrifuge	1	1
10	Incubator	1	1
11	Waterbath	1	1
12	Refrigerator	2	2
13	Computer system	2	2
14	Turbochem 240 Fully Auto Biochemistry	1	1
15	BioRad D10 HPLC System	1	1
16	Abott Architect i1000 Chemiluminescence	1	1

  
Dr. S. S. Patil  
Dean

**Dr. Suvarna Patil**

Medical Director  
B. K. L. Walawalkar Rural Medical College

**Director**

B.K.L.Walawalkar Rural Medical College  
Sawarde, Kasarwadi, Pin - 415605



## DEPARTMENT OF PATHOLOGY

Sr.No.	Name of the items	As Per NMC	Quantity Available
<b>(A)</b>	<b>General</b>		
1	Desktop Computers with High Speed Internet, Laser Black & White Heavy duty Laser Printers, Color Inkjet Printers, Scanners, Photocopy (Xerox) Machines, Telephone with STD facility, Fax Machine etc. Every faculty & Resident must have separate Desktop/Laptop with high speed Internet facility. Office table small and big, office chairs; museum almirahs; study table, staff room, and library almirahs, stock almirahs, store room racks, lockers with coat hangers and drawers Available. Laboratory benches with cupboards and rack for reagent bottles, water, gas and electric points, operation tables etc. as necessary	Available	Available
<b>(B)</b>	<b>Morbid Histology and Morbid Anatomy</b>		
2	Specimen Identification Solutions	1	1
3	Weighing machine for cadavers (300 Kg.)	1	1
4	Manual Rotary Microtome	2	2
5	Automated Rotary Microtome	1	1
6	Cryostat	1	1
7	Hot plate	2	2
8	Paraffin embedding bath	2	2
9	Heated Paraffin Embedding Module	2	2
10	Cold Plate for Modular Tissue Embedding System	1	1
11	Automated Tissue Processor –Histokinette	2	2
12	Autoclave	2	2
13	Ultrapure water solutions - Distilled water plant	1	1
14	Water bath	1	1
15	Centrifuge machine	5	5
16	Cabinet for slides	Available	Available
17	Autopsy tables	Common with	Common with
18	Digital SLR at least 20 megapixel with micro,	1	1
19	Digital Automatic camera > 5 megapixel	1	1
20	Fully Automated high throughput Multi-Stainer	1	1
21	Fully Automated Embedding System (Heated	1	1
22	Fully Automated Flexible Coverslipping	1	1
23	Standalone paraffin dispensing module cold plate	1	1
24	Stand alone cold plate	1	1
25	Troughs for staining	Available	Available
26	Coplin jars	Available	Available
27	Water bath (Tissue Floatation)	Available	Available
28	Single Pan Digital Balance, Chemical	2	2
29	Balance, chemical with weights	2	2



	Microscopes		
30	For Students – LED Binocular with Scanner, 10X,	60	60
31	For Diagnostic & Research Work - Trinocular head	1	1
32	For every Professor, Associate & Assistant	Available	Available
33	For every Tutor – Binocular Microscope with	Available	Available
34	Penta Head Microscope with High end Optics with	1	1
35	Deca Head Microscope with High end Optics with	1	1
36	Grossing Station - Stainless steel, with Control	1	1
37	Fully Automated Immuno-histo-chemistry Setup	1	1
38	Automatic High Speed Slide Scanner for converting	1	1
(C)	<b>Hematology Lab:</b>		
39	Five part Fully Automated Cell Counter	1	1
40	Three Part Fully Automated Cell Counter	1	1
41	Coagulometer (Fully automated)	1	1
42	Magnifying lens	3	3
43	Blood pressure instrument	5	5
44	Laboratory Counter	Available	Available
45	Laboratory stirrer	Available	Available
46	Automatic timer	5	5
47	Balance for weighing organs	1	1
48	Saws, wire for cutting bones	Available	Available
49	Slide boxes for 100 slides for students	200	200
50	Drill for boring glass	Available	Available
51	X-ray viewing box (LED)	2	2
52	Sternal puncture needle adult size	Available	Available
53	Sternal puncture needle child size	Available	Available
54	Liver Biopsy needle	Available	Available
55	Stop watch reading at 1/5 second.	5	5
56	pH Meter electric	5	5
57	Electrophoresis Set Up	1	1
58	LED Wireless Projector	3	3
59	Museum jars.	Available	Available
60	Surgical instruments.	5 Sets	5 Sets
61	Glassware, stains, chemicals reagents etc. for	Available	Available
(D)	<b>Clinical Laboratory:</b>		
62	Five Part Hematology Analyzer	1	1
63	Three Part Hematology Analyzer	2	2
64	Automatic Urine Analyzer	2	2
65	Binocular Microscopes with high end optics	As Mentioned	As Mentioned
66	Sp. Gravity Measure	2	2
67	PH meter	2	2
68	Incubator	2	2
69	Haemocytometers with red and white pipettes	90	90
70	Syringes disposable	Available	Available
71	Staining jars for slides.	Available	Available
72	Automatic Hematology Slide Stainers.	Available	Available
73	Urinometers(Mercury based instruments to be	Available	Available
74	Centrifuge tubes graduated.	Available	Available
75	Graduated cylinders for various capacities ranging	Available	Available
76	Pipettes of various sizes with disposal tips.	Available	Available



77	Reagent bottles	Available	Available
78	Dropping bottles	Available	Available
79	Reagents	Available	Available
80	Balances –Digital Single Pan Sensitive Chemical	Available	Available
(E)	Specimens:		
81	Mounted Specimens	250	250
82	Wet Specimens	125	125
<b>Sr. No.</b>	<b>Name of Equipment</b>	<b>As Per NMC</b>	<b>Quantity Available</b>
	<b>Morbid Histology and Morbid Anatomy Sections</b>		
1	Weighing machine for cadavers	1	1
2	Rotary Microtomes	2	2
3	Freezing Microtome with a stand for carbondioxide cylinder	1	1
4	Hot plates	2	2
5	Hot air (50 degree Celsus) for special staining	2	2
6	@ Paraffin embedding bath (Ordinary)	2	2
7	@ Electric vacuum embedding baths	2	2
8	Autoclave electric	2	2
9	Distilled water still	1	1
10	Water bath 57 degree Celsius	1	1
11	Rectangular water bath	1	1
12	Centrifuge machine electric Rotofix	1	1
13	Colorimeter Photoelectric Klett.	1	1
14	Cabinet for 1000 slides	Available	Available
15	Band saw	1	1
16	Autopsy tables 2	2	2
17	Automatic tissue processor, Histokinmettee or similar, complete.	1	1
18	Staining racks for staining in bulk	10	10
19	Troughs for staining in bulk	12	12
20	Coplin jars	24	24
21	Water bath electric (Tissue Floatation	2	2
22	Balance, Chemical with weights	2	2
23	Balance, chemical with weights Microscopes, Monocular, with double nose piece, High power objective 2 eye-pieces, mechanical stage and condensor	60	60
24	Oil immersion lens for above	60	60
25	Polarising attachments for microscopes	1	1
26	Micrometers, ocular	1	1
27	Demonstration eye pieces	6	6
28	Magnifying lens	6	6
29	Blood pressure instrument	2	2
30	Micrometer stage	2	2
31	Hot plat electric	2	2
32	Laboratory Counter nine keys clay Adams	6	6
33	Laboratory stirrer	1	1
34	Automatic timer	2	2



35	Balance for weighing organs	1	1
36	Saws, wire for cutting bones	1	1
37	Slide boxes for 100 slides for students	120	120
38	Drill for boring glass	2	2
39	Blow piece with bellows for bending glass	2	2
40	Microphotographic apparatus	1	1
41	X-ray viewing box	2	2
42	Double Demonstration Eye piece	2	2
43	Microprojection apparatus	2	2
44	Sternal puncture needle Adult size	2	2
45	Sternal puncture needle child size	2	2
46	Liver Biopsy needle	2	2
47	Box weight analytical	2	2
48	Stop watch reading at 1/5 second.	6	6
49	Ultraviolet lamp.	1	1
50	pH Meter electric	1	1
51	Microscope, Binocular, research.	1	1
52	Paper Electrophoresis apparatus vertical	1	1
53	Paper electrophoresis apparatus, horizontal	1	1
54	Water still electric	1	1
55	2 x 2 slide Projector.	2	2
56	Overhead projector	1	1
57	Museum jars.	Available	Available
58	Drawing instruments and colours for photo artist	1 set	1 set
59	Surgical instruments.	1 set	1 set
60	Dark room lamp, developing troughs Chemicals etc. for photo artist	1 set	1 set
61	Glassware, stains, chemicals reagents etc. for Histological work.	Available	Available
<b>Clinical Laboratory:</b>			
62	Microscope high power with oil immersion lens moveable stage and condensor for the routine microscope work.	15	15
63	Bottles Sp. Gravity 25 cc	2	2
64	Micro burretes 5 cc	2	2
65	PH meter, with ultra micro blood PH electrodes and Electrical Centrifuge One higher power centrifuge for serological works, one for haematological work and one other	3	3
66	Incubator	1	1
67	Haemocytometers with red and white pipettes	60	60
68	Haemoglobinometers, Sahili type	60	60
69	Sedimentation apparatus-one wester green and one wintrobe	2 sets.	2 sets
70	Syringes disposable one set from 10 cc to 2cc 30 of each	Available	Available
71	Staining jars for slides.	12	12
72	Urinometers	9	9





73	Albuminometers, esbachs & Aufrech's type	1	1
74	Urine Glasset (Conical)	12	12
75	Water baths with lids and holes thereon for holding test tubes etc.	2	2
76	Centrifuge tubes graduated	36	36
77	Crusible with china ltd.	2	2
78	Crusible Gooch with adapter	2	2
79	Graduated cylinders for various capacities ranging from 100 cc to 1000 cc.	6 of each.	6 of each.
80	Pipettes of various sizes, graduated sets	Available	Available
81	Reagent bottles.	Available	Available
82	Dropping bottles	Available	Available
83	Dropping bottles 4 ounce	Available	Available
84	Reagents	Available	Available
85	Balances-(1) Sensitive balance	2	2
86	(2) Chemical balance with weight boxes	2	2
87	Color Inkjet printers, Scanners, Photocopy (Xerox) Machines.	1	1
88	Specimen Identification Solutions	1	1
89	Weighing machine for cadavers (300kg.) old 100 kg	1	1
90	Automated Rotary Microtome	1	1
91	Automated Tissue processor- Histokinette / one order	2	2
92	Digital SLR at least 20 megapixel with micro, macro, wide angle zoom lenses, Flash and other accessories	1	1
93	Digital Automatic camera >5 megapixel	1	1
94	Fully Automated high throughput Multi-Stainer Workstation	1	1
95	Fully Automated Embedding System (Heated embedding module & cold plate)	1	1
96	Fully Automated Flexible Coverslipping Workstation	1	1
97	Standalone paraffin dispensing module cold plate holding more than 100 cassettes	1	1
98	Stand alone cold plate	1	1
	<b>Microscopes</b>		
99	<b>For Students-</b> LED Binocular with Scanner, 10X, 40X, & Oil immersion lenses and inbuilt Battery backup power source	60	60
100	<b>For Diagnostic &amp; Research Work-</b> Trinocular head Microscope with Bright field, Dark field, Fluorescent & polarizing Facility, high end Apochromatic lenses with Camera with HDMI Multi output camera Minimum 5MP with Projector & Ultra HD TV> 52 inches & Screen including Software Capable of Brightfield & Immunofluorescence photography with connectivity to projector & LED TV (At least 55 inches Ultra HD)	1	1
101	<b>For every professor, Associate &amp; Assistant Professor:</b> Binocular Microscopes with High end Semiapochromatic Optics of international standard.	5	5
102	<b>For every Tutor –</b> Binocular Microscope with suitable high end lenses.	4	4
103	<b>Penta Head Microscope with High end Optics – with</b>	1	1



	HDMI Multi output photographic camera (>5 MP ) including Software		
104	Deca Head Microscope with High end Optics with HDMI Multi output photographic camera (>5PM) including Software	1	1
105	<b>Grossing Station</b> – Stainless steel, with Control panel, air filtration system, Track mounted adjustable computer arm with articulation, LED lights that are color and intensity, Dedicated USB ports for camera control and data transfer adjustable, Integrated pathology camera system, Instrument Set ( High quality) Height Adjustable Stainless Steel Chairs With Split AC of appropriate capacity.	1	1
106	Fully Automated Immuno-histo-chemistry Setup with Continuous of Important Antibodies, Lymphoma Panel etc.	1	1
107	Automatic High Speed slide scanner for converting slides in Digital Format with software and Database Management with backup for Data Storage	1	1
	<b>Hematology Lab</b>		
108	Five part Fully Automated Cell Counter	1	1
109	Coagulometer (Fully automated)	1	1
	<b>Clinical Laboratory:</b>		
110	Three part Hematology Analyzer	2	2
111	Automatic Urine Analyzer	2	2
112	Binocular Microscopes with high end optics including 100X&LED Fluorescence for each Faculty resident working in lab plus 2 microscopes for technicians.	As Mentioned	As Mentioned
113	Automatic Hematology Slide Stainers.	Available	Available

Sr. no.	Name of Equipment's	As per nmc	Quantity available
1	Sysmex Analyser Xp 100	1	1
2	CA 50	1	1
3	Microscope Binocular	1	1
4	Microscope Monocular	1	1
5	Horiba yumizen H1500 with printer	2	2
6	Automatic Stainer	1	1
7	Blood mixer	1	1
8	Oven	1	1
9	Waterbath	1	1
10	Centrifuge remi 8 tube	1	1
11	Easylyte Analyser(Na k cl)	1	1
12	ERBA CHEM-7 with incubater	1	1
13	EM 200 biochem analyser	1	1



14	COBAS e411 with printer	1	1
15	Micropipettes 1-10 µl	1	1
16	Micropipettes 5-50 µl	3	3
17	Micropipettes 100-1000 µl	2	2
18	Micropipettes 500 µl	1	1
19	Micropipettes 20-200 µl	1	1
20	Centrifuge R8c 12 tube	2	2
21	Weighing balance	1	1
22	Reagent refrigerator (stock)	1	1
23	Domastic Fridge	2	2
24	Computer set	7	7
25	Centrifuge R8c 12 tube (micro)	1	1
26	Binocular Microscope	1	1
27	Micropipettes 20-200 µl	1	1

Sr. No.	Name of Equipment's	As Per NMC	Quantity Available
1	Reader	1	1
2	Washer	1	1
3	Blood Collection Monitor	4	4
4	Blood Storage Cabinet	4	4
5	Laminar Air Flow	1	1
6	Platelet Agitator	2	2
7	Platelet Incubator	2	2
8	Compo Scale	1	1
9	Portable Tube Sealer	3	3
10	Refrigerated Centrifuge	1	1
11	Plasma Expresser	1	1
12	Deep Freezer DF -40U	1	1
13	Deep Freezer DF -80U	1	1
14	Autoclave	1	1
15	Plasma Thawing Bath	1	1
16	Donor Station	3	3
17	Central Monitoring System (CMS PLUS 16 Channels)	1	1
18	Water Bath	1	1
19	Hot Air Oven		

*[Signature]*  
10/11

*[Signature]*  
**Director**



## DEPARTMENT OF MICROBIOLOGY

Sr. No.	Name of the items	As Per NMC	Quantity Available
<b>(A) For Students</b>			
1	Microscopes (Specified as in Pathology)	75	75
2	Culture Plates/ Petri Dishes	Available	Available
3	Glass wares including Pasteur Pipettes	Available	Available
4	Facility for heating slides	Available	Available
<b>(B) General</b>			
1	Anaerobic apparatus	2	2
2	Autoclave	3	3
3	Balance Electronic Digital	2	2
4	Biosafety Cabinet Type - 2A	3	3
5	BOD Incubator	2	2
6	Centrifuge	3	3
7	CO2 Incubator/Candle Jar	2	2
8	Computer Unit	7	7
9	Deep Freeze -20° C & Deep Freezer	1 each	1 each
10	Distilled water Plant	3	3
11	ELISA Reader	1	1
12	ELISA Washer	1	1
13	Hot Air Oven	2	2
14	Incubator	4	4
15	Lab Refrigerator (minimum 400 litres)	3	3
16	Laminar flow	1	1
17	Micrometer eye pieces	2	2
18	Micrometer stage	2	2
20	Microscope Binocular	Every Faculty (3)	Every Faculty (3)
21	Microscope with universal condenser containing oil immersion, Bright field, Phase Contrast & Dark ground	1	1
23	pH determination apparatus	2	2
24	Serum inspissators	2	2
25	VDRL shaker	2	2
26	Vortex Mixer	2	2
27	Water bath with variable temperature	2	2
28	Oil-immersion lens for student microscope	75	75
29	Automated Blood Culture System	1	1
30	Culture Identification & Antibiotic Susceptibility system (Vitek Compact 30)	1	1
31	Colony Counter	1	1
32	Refrigerator (185 liters)	3	3



33	Fluorescent Microscope	1	1
34	GeneXpert MTB/RIF Assay (CBNAAT)	1	1
35	Photocopier and Scanner	1	1
<b>(C)</b>	<b>Consumables for Culture and Serological Diagnosis</b>		
31	Antibiotic Discs for Antibiotic susceptibility testing	Available	Available
32	Antibiotic zone scale	Available	Available
33	Antisera-Salmonella	Available	Available
34	Antisera-Shigelladysenteriae	Available	Available
35	Antisera-Shigellaflexnari	Available	Available
36	Antisera-Shiegellsonnie	Available	Available
37	Antisera-Vibrio cholerae	Available	Available
38	ATCC strain - Enterococcus faecalis 29213	Available	Available
39	ATCC strain - E.coli 25922	Available	Available
40	ATCC strain - E.coli 35218	Available	Available
41	ATCC strain - Pseudomonas aeruginosa 27853	Available	Available
42	ATCC strain - Staphylococcus aureus 25923	Available	Available
43	ATCC strain - Staphylococcus aureus 29213	Available	Available
44	Bottles for blood culture	Available	Available
45	Micropipettes – Multi channel & Single channel	Available	Available
46	Digital Thermometers of different temperatures	Available	Available
<b>(D)</b>	<b>BSL 2 Lab</b>		
47	-80°C deep freezer with UPS	1	1
48	Real-time PCR machine calibrated for the fluorophore dyes with UPS (2 nos., 2KVA each, with 2 hours back-up)	1	1
49	Automated RNA Extraction system (Genetix Purifier – 32)	1	1
50	Microcentrifuge / Refrigerated Centrifuge	2	2
51	-20° degree freeze	2	2
52	BSC Class II B – 2	1	1
53	BSC Class II A – 2	5	5
54	Refrigerators	2	2
55	Autoclave	2	2
56	Multichannel pipettes	3	3
57	PCR Plate centrifuge	1	1
58	Minispin	2	2
59	Single channel pipettes	12	12
60	Computer units	3	3
62	Printer	1	1
63	Scanner with color printer	1	1
64	(a) Personal protective equipment (PPE) (b) Viral Transport Medium (VTM) (c) All other consumables and kits as required for Virology studies.	Available	Available

## Investigative Equipment in CCL

Sr. No.	Name of instrument	As Per NMC	Quantity Available
1	Binocular Microscopes	02	02
2	Incubator	01	01
3	Centrifuge	01	01
4	Domestic Fridge	01	01
5	Micropipette (10 – 100 micro lit.)	01	01
6	PC-Monitor with printer	01	01
7	CPU	01	01

  
**Dr. Suvarna Patil**

Medical Director  
B. K. L. Walawalkar Rural Medical College

**Director**

B.K.L.Walawalkar Rural Medical College  
Sawarde, Kasarwadi, Pin - 415606

  
B.K.L. Walawalkar  
Dean  
B.K.L. Walawalkar Rural Medical College  
Sawarde, Kasarwadi, Pin - 415606



## DEPARTMENT OF PHARMACOLOGY

### List of Instrument in Clinical Pharmacology Laboratory

Sr. No.	Name of equipment's	As Per NMC	Quantity Available
1	Refrigerator	1	1
2	Incubators	2	2
3	Thermometer (up to 110 degree Celsius)	100	100
4	Working tables with racks each table 36" long	5	5
5	Chemical Balance-Sensitive	2	2
6	Mercury manometer	1	1
7	Balance Semi micro Analytical Pan Mottler	1	1
8	Electrocardiograph	1	1
9	Top clock	12	12
10	Water bath 4 hole electrically heated	5	5
11	All glass distillation apparatus cap.2 litres	2	2
12	Centrifuge Electric internation R.P.M. 3000	2	2
13	Microscope students type with mechanicalstage and oil immersion	4	4
14	Magnetic stirrer B.T.L.	1	1
15	Autoclave electric	1	1
16	Waring Blender M.S.E.	1	1
17	Hot air oven size 14"x14"x14"	1	1
18	Incubator Electric Size 14"x14"x14"	1	1
19	Vacuum & Pressure Pump Cenco	1	1
20	Instruments Steriliser Electric size 12" x 8"x6"	1	1
21	Distilled water still Manesty Electrical Cap. 2 gallon per hour	2	2
22	Multimeter	1	1
23	Vortex mixer	2	2
24	Digital pH meter	2	2
25	Tablet Disintegration Machine Glass tubing (length of 6 ft.)	1	1
26	Cork borer set of 12	1	1
27	Lancet spring (disposable)	110	110
28	Magnifying glass with metal handle	60	60
29	Metal mincing machine	1	1
30	Suction pumps	1	1
31	Dessicators	1	1



32	VaccumDesicators	1	1
33	Micro centrifuge	1	1
34	Digital Sphygmomano meter	5	5
35	Critical flicker fusion instrument	5	5
36	Pupillometer	5	5
37	Stethoscope	7	7
38	Manual Syphgmanometer	5	5
39	Mannequins for demonstration of intravenous injection, enema, local, intramuscular injections, intracardiac injection and other routes of drug administration	10	10

### List of Instrument in Experimental Pharmacology

Sr. No.	Name of equipment's	As Per NMC	Quantity Available
1	Starling's long extension kymographs with time markers.	3	3
2	The ideal Respiration Pump (500 cc. CAP.)	3	3
3	Brodi's operation tables	3	3
4	Assembly perfusion apparatus for mammalian heart	4	4
5	Assembly for mammalian classes	4	4
6	Automatic electric recording drums	4	4
7	Mechanical Stromhur	2	2
8	Centrifuge	2	2
9	Colorimeters	3	3
10	Canulas (different types)	48	48
11	Cautery machine, electric Blendsone	1	1
12	Varnishing Tray with foot lever	2	2
13	Four Unit isolated organ bath palmer F.67	2	2
14	Smoking Burners Palmer A-291 and A-265	1	1
15	Tracheal Canula Metal Palmer E.76	4	4
16	Condons Drop Recorder – Palmer B-75	1	1
17	Prof. Inchleys Drop Recorder-Palmer B.78	1	1
18	Kymograph (students) Electric independent unit	10	10
19	X-blocks	10	10
20	Hook grip rods	10	10
21	Plain stand	10	10
22	Frog Boards Palmer c. 120	10	10
23	Jackson's Enterograph	3	3
24	Hair Aesthesiometer-Palmer W.290	2	2
25	Long Extension for paper palmer A-130	2	2
26	Animal Balance Tripple Beam	2	2
27	Manometers mercury Palmer C-200	6	6
28	Metronome Palmer B-5	2	2
29	Oncometer Kidney	2	2
30	Oncometer Heart	2	2
31	Copper Trays (10"x8"x1")	100	100
32	Distillation apparatus	4	4
33	Microscopes ordinary	4	4





34	Working tables with racks each table 36" long	5	5
35	Chemical Balance-ordinary Apothecary's	2	2
36	Pneumograph Palmer E	1	1
37	Tambours mareys Palmer C.5 & C.11	4	4
38	Tetanus Set Palmer H2O	1	1
39	Stop Watches Jacquets	12	12
40	Myograph lever	1	1
41	Small pulley's	1	1
42	Upright stands	1	1
43	Water bath, metal	10	10
44	Temperature controlled water bath 37° C	1	1
45	Razor Hone	2	2
46	Holder for platinum wireloop	110	110
47	Postmortem instruments sets complete	2 set	2 set
48	Filtering apparatus sietz filter and Millipore filter	1each	1each
49	Piston Recorder Palmer C.51	1	1
50	Electrodes	1	1
51	Water bath 4 hole electrically heated	5	5
52	Bell jars Assorted	36	36
53	Vacuum & Pressure Pump Cenco	1	1
54	Physiographs with Transducers and other relevant accessories (may substitute kymographs)	2	2
55	Glass rods-assorted sizes of 6 ft.	10	10
56	Dessicators	1	1
57	Time markers	1	1
58	Animal weighing Machine for small animals like rats and guinea pig	2	2
59	Animal weighing Machine for big animals like dogs	2	2

### List of Instruments in Clinical Pharmacy Laboratory

Sr.No.	Name of the instrument	As Per NMC	Quantity Available
1	Dispensing Balance with metric system weights	30	30
2	Pill Tiles	30	30
3	Suppository moulds	30	30
4	Procelain dishes	30	30
5	Crucibles with tongs	10	10
6	Pestle and Mortar	30	30
7	Iron Spatula	30	30
8	Glass rods	100	100
9	Funnels and Filter	5	5
10	Glass mortar & pestles capacity of 500 and 200 cc Each	45	24 +24
11	Special Drug Delivery systems like Metered Dose Inhalers, Spacers, Rotahalers, Nasalsprays, Transdermal patches, Insulin infusion pumps, Insulin pen etc.	10	10
12	Samples of dosage formulations of various types including rational and irrational FDC, Essential medicines	10	10



### List of Instruments in Research Laboratory

Sr.No.	Name of the instrument	As Per NMC	Quantity Available
1	Analgesiometer (tail-flick)	1	1
2	Plethysmograph assorted	4	4
3	Antihistamine Chamber with manometer	1	1
4	Actophotometer	1	1
5	Rotarod Assembly	1	1
6	Electro-Convulsiometer	1	1
7	Cook's Pole Climbing Apparatus	1	1
8	Metabolic Cages (Diuretic Study)	3	3
9	Electric Hot Plate ( In PathoDepartment)	1	1
10	Analgesiometer (hot plate)	1	1
11	Water bath 4 hole electrically heated	2	2
12	Digital telethermometer (Rectal thermometer)	1	1

### Computer Assisted Learning Lab

1.	Minimum 1 computer per 10 students (Maybe shared with a similar facility in the institution) with standard configuration and connected to the internet (broadband) along with an AV aids (Multimedia Projector and Screen). The PC is installed with CAL programmes and other animal simulator video software for teaching experimental pharmacology. The students have access to the National Essential Drug Lists, Standard Treatment Guidelines, and Banned Drugs List of the CDSCO, PVPI, WHO, Price Controlled Drugs List, Antibiotic Guidelines, Hospital formulary, adverse drug reactions, and other resource material which the student can use for learning the principles of rational prescribing.	AS PER NMC  10	  10 Computers
2.	LCD Projector with Screen	1	1

#### General

Sr.No	PARTICULAR	As Per NMC	Quantity Available
1.	Laptop	1	1
2.	Computer and Printer	2	2
3.	Photocopies & Scanner	1	1
4.	Multimedia Projector with Screen (in Museum )	1	1

*Suyarna Patil*  
**Dr. Suyarna Patil**

Medical Director  
B. K. L. Walawalkar Rural Medical College

**Director**

B.K.L.Walawalkar Rural Medical College,  
Sawarde, Kasarwadi, Pin - 415606

*Suyarna Patil*  
CCM  
B.K.L. Walawalkar Rural Medical College  
Sawarde, Kasarwadi, Pin - 415606



**DEPARTMENT OF FORENSIC MEDICINE**

Sr.No.	Name of the instrument	As Per NMC	Quantity Available
1	Anthropometric Set including	1	1
3	Osteometric Board	1	1
4	Craniometer	1	1
6	Goniometer	1	1
7	Vernier Calipers	1	1
8	Equipment for Reporting Height	2	2
9	Weighing Machine Dial Type Human	2	2
10	Digital pH Meter	1	1
12	Chemical Balance	1	1
13	Distillation Plant	1	1
14	Refrigerator	1	1
15	Centrifuge	1	1
16	Slide Warming Table	1	1
17	Hot Plate	1	1
18	Spectroscopic Lens With Adjustable Slit	2	2
19	Dissection Set Complete	6	6
20	Digital BP Instrument	2	2
21	Stethoscope	2	2
22	Microscope student type	25	25
23	X'ray view box one in four	4	4
24	View Box Two in one	1	1
25	B.P. Apparatus	4	4
26	Anthropometric set	3	3
27	Automatic tissue processing machine	1	1
28	Microtome with knife	1	1
29	L.Modes	18	18
30	Leather Strops	2	2
31	Parafin Bath Embedding	1	1
33	Water bath (Tissue Flowing)	1	1
35	Electric Auto slide projector	1	1
36	Glass cutting Pencil	1	1
37	Hand Set heat Sealer	1	1
38	Balance chemical	1	1
39	Steel tape roll	1	1
40	Microscope Binocular, research	3	3
41	Stopwatch	2	2
42	Thin layer chromatograph	1	1
43	Digital BP apparatus	5	5
44	Mercury Sphygmomanometer	4	4
45	Attachment for camera in binocular research type	3	3

  
 DEAN  
 B.K.L. Walawalkar Rural Medical College  
 Sawarde, Kasarwadi  
 Maharashtra, India

**Dr. Suvarna Patil**  
 Medical Director  
 B. K. L. Walawalkar Rural Medical College

**Director**  
 B.K.L. Walawalkar Rural Medical College,  
 Sawarde, Kasarwadi, Pin - 415606



## DEPARTMENT OF COMMUNITY MEDICINE

Sr. No.	Name of equipments	As Per NMC	Quantity Available
1	Comparator, Nessler	1	1
2	Barometer, Fotin	1	1
3	Extraction Apoparatus, fat, complete	1	1
4	Hydrometres, Spirit	3	3
5	Hydrometres, milk	3	3
6	Hydrometers, wet and dry BULB	1	1
7	Incubator, electric	1	1
8	Museum jars	Available	Available
9	Models, charts, diagrams etc.	Available	Available
10	Balance Analytical 200 gm	3	3
11	Balance for weighing food stuff Capacity 2 Kg.	1	1
12	Centrifuge clinical	1	1
13	Weighing machine adult	6	6
14	Salters Baby weighing machine	2	2
15	Height measuring stand	3	3
16	Ice Lined Refrigerator I.L.R- (RHTC AND UHTC)	2	2
17	Dissecting microscope	30	30
18	Microscope oil immersion	2	2
19	Still for distilled water	1	1
20	Autoclave	3	3
21	Sterilizers, electric	2	2
22	Computer	5	5
23	Over Head Projector	3	3
24	Kata Thermometer (100-90 F Standard )	2	2
25	Kata Thermometer (130-125 F Hight )	2	2
26	Kata Thermometer (150- 145 F Extra High)	2	2
27	Harp endenCaliper	3	3
28	MUAC Tapes	10	10
29	Chloroscope	10	10
30	BP Apparatus (Digital)	10	10
31	Stethoscope	11	11
32	Anemometer	3	3
33	Sound level meter	3	3
34	Soil testing kit	1	1
35	Needle Shredder	4	4
36	Vaccine carrier	7	7
37	Water testing kit	1	1
38	Protective devices for occupational safety	Available	Available
39	Ear muffs	4 pairs	4 pairs



40	Safety helmet	5	5
41	Goggles	5	5
42	Safety boots	3	3
43	Gloves	2	2
44	Triple layer surgical mask	1	1
45	High efficiency mask	1	1
46	Long sleeved cuffed gown	1	1
47	Protective eye wear	3	3
48	Cap	3	3
49	HIV Drape Kit	4	4
	Disposable delivery kit	2	2
50	Iodine testing kit	10	10
51	Glucometer	10	10
52	Slide set for entomology ( 5 Sets )	298 Slides	298 Slides
53	Clinical Thermometer	10	10
54	Sling psychrometer	2	2
55	Solar radiation thermometer	1	1
56	First Aid Kit	1	1
57	Spirometer	1	1
58	Portable X-ray (Maybe shared with other departments)	1 at RHTC 1 at UHTC	1 at RHTC 1 at UHTC
59	Haemoglobinometer	5	5
60	Computer with printer, scanner and photocopier and Internet facility	10 Computer 6 Printer 1 Laptop	10 Computer 6 Printer 1 Laptop
61	Horrock's Apparatus	3	3
62	Treatment kits as per national health programs	3	3
63	Ophthalmoscope	1	1
64	Otoscope	1	1
65	Mosquito Catching kit	1	1

  
Dr. Suyarna Patil  
Medical Director  
B. K. L. Walawalkar Rural Medical College

**Dr. Suyarna Patil**

Medical Director  
B. K. L. Walawalkar Rural Medical College

**Director**

**B.K.L.Walawalkar Rural Medical College,**  
Sawarde, Kasarwadi, Pin - 415606



## DEPARTMENT OF OTORHINOLARYNGOLOGY

Sr.No.	NAME OF THE ITEMS	As Per NMC	Quantity Available
<b>(A)</b>	<b>OPD</b>		
1	Sterilizer	1	1
2	Cidex instrument sterilization tray	2	2
3	Digital /Electronic BP Apparatus	1	1
4	Stethoscope	2	2
	X-ray view box in all OPD rooms 5 sets each		
5	Thudicum/St.Clair Thomson Nasal Speculum	4	4
6	Lac's Tongue depressor different sizes	4	4
7	Laryngeal mirrors different sizes	4	4
8	Nasopharyngeal mirrors different sizes	4	4
9	Aural speculum different sizes	4	4
10	Ear Suction different sizes	2	2
11	Nasal Suction different sizes	2	2
12	Suction apparatus	1	1
13	Siegel's speculum	1	1
14	Tuning fork (512 Hz)	1	1
15	Tuning fork (256 Hz)	1	1
16	Tuning fork (1024 Hz)	1	1
17	Otoscope with halogen bulb, rechargeable battery	1	1
18	Bayonet forceps	2	2
19	Bulls lamp	1	1
20	Head Mirror	1	1
21	Head Light With LED/Halogen lamp	1	1
22	Jobson Horne probe	2	2
23	Instrument tray	1	1
24	Kidney tray	2	2
25	The OPDs should have Otoendoscope, Nasalendoscope, Laryngeal telescope with camera, monitor and light source for teaching purposes (1 Unit of the above may be placed either in Minor OT or Endoscopy room or in the OPD in the Consultant Chamber)	Available	Available
26	Optional- One treatment unit may be placed in the Consultant Chamber in the OPD which will facilitate and replace the instruments required in that room for examination purposes and help in teaching clinical skills.	Available	Available
<b>(B)</b>	<b>Ward</b>		
27	Four sets consisting of the instruments required in the OPD should be kept in the ward for teaching	Available	Available
28	One mobile spotlight, One Tracheostomy set should be placed in the ward.	Available	Available



29	The ward side room/emergency treatment room should have a mobile spotlight.	Available	Available
<b>(C)</b>	<b>Major Operation Theatre.</b>		
	The OTs are equipped with the requisite equipment		
	(a) Tonsillectomy and adenoidectomy set - 2 sets, each consisting of		
30	Biopod	1	1
31	Boyle-Davis mouth gag with difference size blades	1	1
32	Tonsil holding forceps	1	1
33	Tonsil dissector and pillar retractor	1	1
34	Waugh's tenaculum forceps: plain and tooth	2	2
35	Tonsil snare	1	1
36	Burkit artery forceps	1	1
37	Wilson's double curved artery forceps	1	1
38	Negus artery forceps	1	1
39	Tonsil scissors	1	1
40	Adenotome	1 (optional)	1 (optional)
41	Adenoid curette with and without cage	2	2
42	Yankaueroropharyngeal suction (disposable)	1	1
	(b) Set for nasal bone fracture		
43	Asch forceps	1	1
44	Walsham forceps	1	1
45	St.Vlair Thompson Nasal Speculum	1	1
46	Killian Long bladed Nasal speculum	1	1
	(c) Septoplasty set		
47	Nasal dressing forceps	1	1
48	Knife handle	1	1
49	Killian's nasal speculum	1	1
50	Freer elevator	1	1
51	Howarth elevator	1	1
52	Cottle elevator	1	1
53	Sickle knife	1	1
54	Ballenger's swivel knife	1 (optional)	1 (optional)
55	Luc tissue cutting forceps	1	1
56	Takahashi forceps	1	1
57	Fish tail (bayonet shape) gouge	2	2
58	Nasal mallet	1	1
	(d) FESS set		
59	Rigid nasal endoscope 0 degree, 4 mm and 2.7 mm	1 each	1 each
60	Rigid nasal endoscope 30 degree, 4 mm and 2.7 mm	1 each	1 each
61	Light source and light cable	1	1
62	Endoscopic Camera with suitable display with recording & archiving facility. (with High Definition	1	1
63	Sickle knife	1	1
64	Retrograde punch	1	1



65	Blakesley forceps – straight land upturn	1	1
66	Nasal suction cannula different sizes	4	4
67	Double curved suction cannula different sizes	4	4
68	Sinus probe and curette	1	1
69	Lacrimal probes for endoscopic DCR (optional)	1	1
70	General Fess Instruments	1	1
	(e) Direct laryngoscopy set		
71	Anterior commissure laryngoscope for adult and	2	2
72	Laryngoscope for adult and pediatric sizes	2	2
73	Negus laryngoscope	2 (optional)	2 (optional)
74	Light source	1	1
75	Light cable	1	1
76	Biopsy forceps	2	2
77	Foreign body removal forceps	2	2
78	Laryngeal suctions	2	2
	(g) Microlaryngoscopy set		
79	Kleinsasser's laryngoscope	2	2
80	Fibreoptic lighting system	2	2
81	Suspension system for Laryngoscope	2	2
82	Microlaryngeal cup forceps	2	2
83	Microlaryngeal Scissors	2	2
	(h) Tympanoplasty set		
84	Graft knife	1	1
85	Graft scissors	1	1
86	Graft press	1	1
87	Aural speculum	4	4
88	Rosen first incision knife	1	1
89	Curette	2	2
90	Drum elevator	1	1
91	Blunt elevator	1	1
92	Sickle knife	1	1
93	Ball probe	1	1
94	Micro suction Cannula with thumb adaptor	4	4
95	Ear granulation forceps straight, up turn and side	3	3
96	Graft forceps	1	1
	(i) Mastoidectomy set		
97	Mallet	2 (optional)	2 (optional)
98	Gouge (different sizes)	4 (optional)	4 (optional)
99	Knife handle	1	1
100	Mosquito artery forceps	4	4
101	Cat's paw retractor	2	2
102	Endaural retractor/post aural retractor for right and	2	2
103	Electric drill (motor, hand piece and burrs)	2 sets	2 sets
104	Mastoid seeker	2	2
105	Aditus seeker	2	2





106	Malleus head nipper	2	2
107	Suction cannula with adapter for thumb control	4	4
108	Ear granulation forceps straight, up turn and side	3	3
	(j)Stapedectomy set		
109	Pick-straight	2	2
110	70 Angled	2	2
111	Perforator	2	2
112	Measuring rod	2	2
113	Prosthesis crimper	2	2
113	(k) Oesophagoscopy set		
114	Oesophagoscopes sizes for different age group	3	3
115	Light source and cable	1	1
116	Biopsy forceps	3	3
117	Foreign body removal forceps	3	3
118	Suction cannula	3	3
119	Oesophageal dilators	1 set	1 set
	(l) Bronchoscopy set		
120	Bronchoscopes different sizes for different age	3	3
121	Light source and cable	1	1
122	Biopsy forceps	3	3
123	Foreign body removal forceps	3	3
124	Peanut forceps	3	3
125	Suction cannula	3	3
	(m) Tracheostomy set		
126	Needle holder	1	1
127	Bard Parker knife handle	1	1
128	Ribbon right angled retractors	2	2
129	Curved arteries	4	4
130	Straight arteries	1	1
131	Cricoid hook	1	1
132	Tracheal dilator	1	1
	(n) Excision Biopsy Set		
133	Doyen mouth gag	1	1
134	Jenin's mouth gag	1	1
135	Knife handle	2	2
136	Adson's tissue holding forceps toothed	2	2
137	Adson's tissue holding forceps plain	2	2
138	Mayo scissors different sizes	3	3
139	Mosquito curved artery forceps	6	6
140	Curved artery forceps	6	6
141	Ellis tissue forceps	4	4
142	Babcock tissue forceps	2	2
143	Cat's paw retractors	2	2
144	Right angle retractors	2	2

145	Skin hook single	2	2
146	Skin hooks double	2	2
147	Needle holder different sizes	3	3
148	Thread cutting scissors	1	1
	Minor Operation Theatre		
	(a) Direct laryngoscope set		
149	Laryngoscope – Anterior Commissure	1	1
150	Negus	1	1
151	Lighting system	1	1
152	Biopsy forceps	1	1
153	Foreign body removal forceps	1	1
	(b) Micro ear examination set	2	2
154	Aural speculum	4	4
155	Suction cannula	4	4
156	Aural cup forceps	2	2
	(c) Nasal packing set	2	2
157	St Clair Thompson nasal speculum different sizes	4	4
158	Nasal packing forceps	1	1
159	Nasal suction cannula	4	4
	(d) Nasal endoscopy trolley with 0 degree & 30	1	1
	(e) Others		
160	Higginson syringe	2	2
161	Sterilizer	Available	Available
162	Aural Syringe	Available	Available
163	Tracheostomy set	Available	Available
164	Intubation set	Available	Available
165	Bowls, kidney treys, towel clips, sponge holding	Available	Available
(E)	Miscellaneous Equipment		
166	Operating microscope for major Operation Theatre (	1	1
167	Electrocautery Unit	1	1
168	Spot Mobile Light	1	1
169	Basic OT table	1	1
170	Operating microscope for minor Operation Theatre	1	1
171	Puretone audiometer	Available	Available
172	Brainstem evoked response audiometer with ASSR	Available	Available
173	OAE Impedance audiometer (With sound treated air-	Available	Available
174	Multimedia Projector with Screen	1	1
	Teaching models/simulators as a part of the college		
(F)	Additional Equipment		
175	Flexible nasopharyngolaryngoscope	1	1
176	Electronystagmograph(Optional)	1	1
177	Brainstem evoked response audiometer	1	1
178	Goggles, plastic apron, gloves for examination of patients with biohazard (HIV &AU+ve)	Available	Available



## List of Equipment's in OT

Sr.No.	Name of the items	As Per NMC	Quantity Available
	<b>Major Operation Theatre.</b>		
1	The OTs are equipped with the requisite equipment		
2	(a) Tonsillectomy and adenoidectomy set - 2 sets, each consisting of		
3	Biopod	1	1
4	Boyle-Davis mouth gag with difference size blades	1	1
5	Tonsil holding forceps	1	1
6	Tonsil dissector and pillar retractor	1	1
7	Waugh's tenaculum forceps: plain and tooth	2	2
8	Tonsil snare	1	1
9	Burkit artery forceps	1	1
10	Wilson's double curved artery forceps	1	1
11	Negus artery forceps	1	1
12	Tonsil scissors	1	1
13	Adenotome	1 (optional)	1 (optional)
14	Adenoid curette with and without cage	2	2
15	Yankaueroropharyngeal suction (disposable)	1	1
	(b) Set for nasal bone fracture		
16	Asch forceps	1	1
17	Walsham forceps	1	1
18	St. Vlair Thompson Nasal Speculum	1	1
19	Killian Long bladed Nasal speculum	1	1
	(c) Septoplasty set		
20	Nasal dressing forceps	1	1
21	Knife handle	1	1
22	Killian's nasal speculum	1	1
23	Freer elevator	1	1
24	Howarth elevator	1	1
25	Cottle elevator	1	1
26	Sickle knife	1	1
27	Ballenger's swivel knife	1 (optional)	1 (optional)
28	Luc tissue cutting forceps	1	1
29	Takahashi forceps	1	1
30	Fish tail (bayonet shape) gouge	2	2
31	Nasal mallet	1	1
	(d) FESS set		
33	Rigid nasal endoscope 0 degree, 4 mm and 2.7 mm	1 each	1 each
34	Rigid nasal endoscope 30 degree, 4 mm and 2.7 mm	1 each	1 each
35	Light source and light cable	1	1
36	Endoscopic Camera with suitable display with recording & archiving facility. (with High Definition	1	1
37	Sickle knife	1	1
38	Retrograde punch	1	1
39	Blakesley forceps – straight land upturn	1	1
40	Nasal suction cannula different sizes	4	



41	Double curved suction cannula different sizes	4	4
42	Sinus probe and curette	1	1
43	Lacrimal probes for endoscopic DCR (optional)	1	1
44	General Fess Instruments	1	1
45	(e) Direct laryngoscopy set		
46	Anterior commissure laryngoscope for adult and	2	2
47	Laryngoscope for adult and pediatric sizes	2	2
48	Negus laryngoscope	2 (optional)	2 (optional)
49	Light source	1	1
50	Light cable	1	1
51	Biopsy forceps	2	2
52	Foreign body removal forceps	2	2
53	Laryngeal suction	2	2
54	(g) Microlaryngoscopy set		
55	Kleinsasser's laryngoscope	2	2
56	Fibreoptic lighting system	2	2
57	Suspension system for Laryngoscope	2	2
58	Microlaryngeal cup forceps	2	2
59	Microlaryngeal Scissors	2	2
60	(h) Tympanoplasty set		
61	Graft knife	1	1
62	Graft scissors	1	1
63	Graft press	1	1
64	Aural speculum	4	4
65	Rosen first incision knife	1	1
66	Curette	2	2
67	Drum elevator	1	1
68	Blunt elevator	1	1
69	Sickle knife	1	1
70	Ball probe	1	1
71	Micro suction Cannula with thumb adaptor	4	4
72	Ear granulation forceps straight, up turn and side turn	3	3
73	Graft forceps	1	1
74	(i) Mastoidectomy set		
75	Mallet	2 (optional)	2 (optional)
76	Gouge (different sizes)	4 (optional)	4 (optional)
77	Knife handle	1	1
78	Mosquito artery forceps	4	4
79	Cat's paw retractor	2	2
80	Endaural retractor/post aural retractor for right and left	2	2
81	Electric drill (motor, hand piece and burrs)	2 sets	2 sets
82	Mastoid seeker	2	2
83	Aditus seeker	2	2
84	Malleus head nipper	2	2
85	Suction cannula with adapter for thumb control	4	4
86	Ear granulation forceps straight, up turn and side turn	3	3
87	(j) Stapedectomy set		
88	Pick-straight	2	2
89	70 Angled	2	2



90	Perforator	2	2
91	Measuring rod	2	2
92	Prosthesis crimper	2	2
93	(k) Oesophagoscopy set		
94	Oesophoscopes sizes for different age group	3	3
95	Light source and cable	1	1
96	Biopsy forceps	3	3
97	Foreign body removal forceps	3	3
98	Suction cannula	3	3
99	Oesophageal dilators	1 set	1 set
100	(l) Bronchoscopy set		
101	Bronchoscopes different sizes for different age groups	3	3
102	Light source and cable	1	1
103	Biopsy forceps	3	3
104	Foreign body removal forceps	3	3
105	Peanut forceps	3	3
106	Suction cannula	3	3
107	(m) Tracheostomy set		
108	Needle holder	1	1
109	Bard Parker knife handle	1	1
110	Ribbon right angled retractors	2	2
111	Curved arteries	4	4
112	Straight arteries	1	1
113	Cricoid hook	1	1
114	Tracheal dilator	1	1
115	(n) Excision Biopsy Set		
116	Doyen mouth gag	1	1
117	Jenin's mouth gag	1	1
118	Knife handle	2	2
119	Adson's tissue holding forceps toothed	2	2
120	Adson's tissue holding forceps plain	2	2
121	Mayo scissors different sizes	3	3
122	Mosquito curved artery forceps	6	6
123	Curved artery forceps	6	6
124	Ellis tissue forceps	4	4
125	Babcock tissue forceps	2	2
126	Cat's paw retractors	2	2
127	Right angle retractors	2	2
128	Skin hook single	2	2
129	Skin hooks double	2	2
130	Needle holder different sizes	3	3
131	Thread cutting scissors	1	1
132	Minor Operation Theatre		
133	(a) Direct laryngoscope set		
134	Laryngoscope – Anterior Commissure	1	1
135	Negus	1	1
136	Lighting system	1	1

137	Biopsy forceps	1	1
138	Foreign body removal forceps	1	1
139	(b) Micro ear examination set	2	2
140	Aural speculum	4	4
141	Suction cannula	4	4
142	Aural cup forceps	2	2
143	(c) Nasal packing set	2	2
144	St Clair Thompson nasal speculum different sizes	4	4
145	Nasal packing forceps	1	1
146	Nasal suction cannula	4	4
147	(d) Nasal endoscopy trolley with 0 degree & 30 degree	1	1
148	(e) Others		
149	Higginson syringe	2	2
150	Sterilizer	Available	Available
151	Aural Syringe	Available	Available
152	Tracheostomy set	Available	Available
153	Intubation set	Available	Available
154	Bowls, kidney treys, towel clips, sponge holding	Available	Available
155	Miscellaneous Equipment		
156	Operating microscope for major Operation Theatre (	1	1
157	Electrocautery Unit	1	1
158	Spot Mobile Light	1	1
159	Basic OT table	1	1
160	Operating microscope for minor Operation Theatre	1	1
161	Puretone audiometer	Available	Available
162	Brainstem evoked response audiometer with ASSR	Available	Available
163	OAE Impedance audiometer (With sound treated air-	Available	Available
164	Multimedia Projector with Screen	1	1
165	Teaching models/simulators as a part of the college		
166	Additional Equipment		
167	Flexible nasopharyngolaryngoscope	1	1
168	Electronystagmograph(Optional)	1	1
169	Brainstem evoked response audiometer	1	1
170	Goggles, plastic apron, gloves for examination of	Available	Available

  
**Dr. Suvarna Patil**  
 Medical Director  
 B. K. L. Wajawaikar Rural Medical College

**Director**  
 B.K.L.Wajawaikar Rural Medical College,  
 Sawarde, Kasarwadi, Pin - 415600

  
 Dr. S. S. Patil  
 Dean  
 B.K.L. Wajawaikar Rural Medical College  
 Kasarwadi, Sawarde



**DEPARTMENT OF OPHTHALMOLOGY**

Sr.No.	Name of the items	As Per NMC	Quantity Available
1	Operating microscope with TV Unit with camera	1	1
2	Cryo Unit	1	1
3	Cataract set	4	4
4	Glaucoma set	2	2
	DCT/ DCRR set	2	2
5	Entropion set	2	2
6	Enucleation set	4	4
7	Evisceration set	2	2
8	Squint set	2	2
9	General Ophthalmic Equipment		
10	Operation Theatre Table	2	2
11	Operation Theatre Light	2	2
12	Minor Operation Theatre Minor O.T. should have the	Available	Available
13	Operation theatres have wall / dongle mounted suction lines along with pipedwall / dongle mounted central gas (O2, NO2 lines)	Available	Available
14	Operation theatres have resuscitation equipment like Anesthesia machine and accessories like laryngoscope, all size endotracheal tubes, nasal and oral airways, Magill's forceps ,Mechanical ventilator - separate or with anesthesia machine, LMAPLMA of all sizes, Electrical suction apparatus	Available	Available

**List of Equipment's in OT**

Sr.No.	NAME OF THE ITEMS	As Per NMC	Quantity Available
1	Operating microscope with TV Unit with camera	1	1
2	Cryo Unit	1	1
3	Cataract set	4	4
4	Glaucoma set	2	2
5	DCT/ DCRR set	2	2
6	Entropion set	2	2
7	Enucleation set	4	4
8	Evisceration set	2	2
9	Squint set	2	2
10	General Ophthalmic Equipment		
11	Operation Theatre Table	2	2
12	Operation Theatre Light	2	2
13	Minor Operation Theatre/Minor O.T. should have the	Available	Available
14	Operation theatres have wall / dongle mounted suction lines along with pipedwall / dongle mounted central gas (O2, NO2 lines). Operation theatres have resuscitation equipment like Anesthesia machine and accessories like laryngoscope, all size endotracheal tubes, nasal and oral airways, Magill's forceps ,Mechanical ventilator - separate or with anesthesia machine, LMAPLMA of all sizes, Electrical suction apparatus		

**Dr. Suvaree Patil**

Medical Director  
B. K. L. Walawalkar Rural Medical College

**Director**

B.K.L.Walawalkar Rural Medical College,  
Sawarde, Kasarwadi, Pin - 415606

B.K.L. Walawalkar Rural Medical College  
Sawarde, Kasarwadi  
Dist. Solapur, Maharashtra



## DEPARTMENT OF GENERAL MEDICINE

Sr. No.	Major Equipment's	As Per NMC	Quantity Available
<b>ICU</b>			
1	CVVHD	1	1
2	Defibrillator	3	3
3	ECG	4	4
4	Ventilator	10	10
5	NIBP	5	5
6	Pace maker	1	1
7	Syringe pump	5	5
8	Inter costal drainage set	3	3
9	Catheterization set	3	3
10	Suturing set	3	3
11	Central oxygen and suction	5	5
12	L.P. set	3	3
13	Tracheostomy set	3	3
14	Intubation set	5	5
15	Ventilator tubings	5	5
16	Bipap mask	5	5
17	Nebuliser	1	1
18	Glucometer	1	1
19	B.P. Apparatus	2	2
20	Crash card trolley	2	2
21	Emergency trolley	3	3
22	Refrigerator	1	1
23	Sterilizer	1	1
24	Fowlers Bed	5	5
25	Ambu bag	5	5
26	Laryngoscope	3	3

*(Signature)*  
DEAN

D.L. Ramaiah Institute of  
Advanced Post Graduate  
Medical Education





ICCU		As Per NMC	Quantity Available
1	Defibrillator	2	2
2	ECG	1	1
3	Ventilator	5	5
4	NIBP	5	5
5	Pace maker	1	1
6	Syringe pump	5	5
7	Inter costal drainage set	3	3
8	Catheterization set	3	3
9	Suturing set	3	3
10	Central oxygen and suction	5	5
11	L.P. set	3	3
12	Tracheostomy set	3	3
13	Intubation set	5	5
14	Ventilator tubings	5	5
15	Bipap mask	5	5
16	Nebuliser	1	1
17	Glucometer	1	1
18	B.P. Apparatus	2	2
19	Crash card trolley	1	1
20	Emergency trolley	1	1
21	Refrigerator	1	1
22	Sterilizer	1	1
23	Fowlers Bed	5	5
24	Ambu bag	5	5
25	Laryngoscope	3	3
26	Dressing Trolley	1	1

*(Signature)*  
CCM

Dr. Anand Kumar  
Assistant Prof. & Head  
ICCU, JSS Hospital




Sr. No.	Major Equipment's	As Per NMC	Quantity Available
<b>RICU</b>			
1	CVVHD	1	1
2	Defibrillator	3	3
3	ECG	1	1
4	Ventilator	10	10
5	NIBP	5	5
6	Pace maker	1	1
7	Syringe pump	5	5
8	Inter costal drainage set	3	3
9	Catheterization set	3	3
10	Suturing set	3	3
11	Central oxygen and suction	5	5
12	L.P. set	3	3
13	Tracheostomy set	3	3
14	Intubation set	5	5
15	Ventilator tubings	5	5
16	Bipap mask	5	5
17	Nebuliser	1	1
18	Glucometer	1	1
19	B.P. Apparatus	2	2
20	Crash card trolley	1	1
21	Emergency trolley	1	1
22	Refrigerator	1	1
23	Sterilizer	1	1
24	Fowlers Bed	5	5
25	Ambu bag	5	5
26	Laryngoscope	3	3

  
 Dr. Suvarna Patil  
 Medical Director  
 B. K. L. Waiwalkar Rural Medical College  
 Sawarde, Kasarwadi

**Dr. Suvarna Patil**

Medical Director  
B. K. L. Waiwalkar Rural Medical College

**Director**

  
**B.K.L. Waiwalkar Rural Medical College,**  
 Sawarde, Kasarwadi, Pin - 415606

## DEPARTMENT OF GENERAL SURGERY

Sr. No.	Name of the items	As Per NMC	Quantity
<b>(A) OPD</b>			
1	Digital/Electronic BP Apparatus, Weighing	4 each	4 each
2	X ray viewing box 4 in 1	4	4
3	Proctoscope	10	10
<b>(B) Minor O.T.</b>			
4	Operation Theatre Table	2	2
5	Operation Theatre Ceiling light	2	2
6	Pedestal lights	4	4
7	Electro-surgical cautery unit	2	2
8	Suction	4	4
9	Pulse oximeter	2	2
10	Anesthesia Equipment	1 set	1 set
11	Resuscitation kit	1	1
12	Assorted surgical instrument for minor operation	12	12
13	Autoclave	1	1
<b>(C) Wards</b>			
14	Digital/Electronic BP Apparatus, Stethoscope	16 each	16 each
15	Weighing Machine, Height scale	8 each	8 each
16	Proctoscope	8	8
17	Non invasive Multi Para Monitors	4	4
18	ECG machines	4	4
<b>(D) Operation Theatre</b>			
19	CC Camera for Student demonstration for OT	7	7
20	Operation Theatre Table	7	7
21	Operation Theatre Ceiling light	7	7
22	Pedestal lights	7	7
23	Electro-surgical cautery unit	12	12
24	Suction machine	7	7
25	Pulse oximeter	7	7
26	Anesthesia Equipment(as per requirement of Dept)	7 sets	7 sets
27	General Sets including open Urological surgery (4	28	28
28	Pediatric surgical instrument set	2	2
29	Burr hole set with electric craniotome	2	2
30	Vascular set	2	2
31	Diagnostic and Operative laparoscope including one High Definition with all accessories and hand	2	2
32	Cystoscope&Resectoscope	1	1
33	Flexible Video Colonoscope	1	1
34	Flexible Video Side viewing Gastroduodenoscope	1	1
35	Flexible Video End viewing Oesophago-	1	1
36	Flexible Video Sigmoidoscope	1	1
37	Flexible Video Bronchoscope	1	1
38	C-arm image intensifier	1	1
39	Operative ultrasound	1	1
40	Harmonic Scalpel	1	1



41	Assorted Open & Laparoscopic Stapling devices	2 sets	2 sets
42	Multimedia Projector with Screen	2	2
	All the surgical wards have wall mounted suction lines along with piped wall mounted central O2 lines on all beds. They have resuscitation equipment like laryngoscope, all size endotracheal tubes, nasal and oral airways, Magill's forceps, LMA / PLMA of all sizes, Electrical suction apparatus, AED -1.		

### List Of Equipment's In 'Operation Theatre Unit'

Sr. No.	Name of the items	As Per NMC	Quantity Available
1	CC Camera for Student demonstration for OT	7	7
2	Operation Theatre Table	7	7
3	Operation Theatre Ceiling light	7	7
4	Pedestal lights	7	7
5	Electro-surgical cautery unit	12	12
6	Suction machine	7	7
7	Pulse oximeter	7	7
8	Anesthesia Equipment(as per requirement of	7 sets	7 sets
9	General Sets including open Urological surgery (4	28	28
10	Pediatric surgical instrument set	2	2
11	Burr hole set with electric craniotome	2	2
12	Vascular set	2	2
13	Diagnostic and Operative laparoscope including one High Definition with all accessories and hand	2	2
14	Cystoscope&Resectoscope	1	1
15	Flexible Video Colonoscope	1	1
16	Flexible Video Side viewing Gastroduodenoscope	1	1
17	Flexible Video End viewing Oesophago-	1	1
18	Flexible Video Sigmoidoscope	1	1
19	Flexible Video Bronchoscope	1	1
20	C-arm image intensifier	1	1
21	Operative ultrasound	1	1
22	Harmonic Scalpel	1	1
23	Assorted Open & Laparoscopic Stapling devices	2 sets	2 sets
24	Multimedia Projector with Screen	2	2

  
 Dean  
 K. J. Somaiya Institute of  
 Post Graduate  
 Medical Education



### List Of Equipment's In Intensive Care Unit

Sr. No.	Name Of The Equipment	As Per NMC	Quantity Available
1	Defibrillator	1	1
2	ECG	1	1
3	Ventilator	2	2
4	NIBP	5	5
5	Syringe pump	3	3
6	Inter costal drainage set	3	3
7	Catheterization set	3	3
8	Suturing set	3	3
9	Central oxygen and suction	5	5
10	Dressing set	3	3
11	Tracheostomy set	3	3
12	Intubation set	2	2
13	Ventilator tubings	2	2
14	Dressing Trolley	1	1
15	Nebuliser	1	1
16	Glucometer	1	1
17	B.P. Apparatus	2	2
18	Crash card trolley	1	1
19	Emergency trolley	1	1
20	Refrigerator	1	1
21	Sterilizer	1	1
22	Fowlers Bed	5	5
23	Ambu bag	5	5
24	Laryngoscope	3	3




Sr. No.	Major equipment's	As Per NMC	Quantity Available
<b>ICU</b>			
1	CVVHD	1	1
2	Defibrillator	3	3
3	ECG	1	1
4	Ventilator	3	3
5	NIBP	5	5
6	Pace maker	1	1
7	Syringe pump	5	5
8	Inter costal drainage set	3	3
9	Catheterization set	3	3
10	Suturing set	3	3
11	Central oxygen and suction	5	5
12	L.P. set	3	3
13	Tracheostomy set	3	3
14	Intubation set	5	5
15	Ventilator tubings	5	5
16	Bipap mask	5	5
17	Nebuliser	1	1
18	Glucometer	1	1
19	B.P. Apparatus	2	2
20	Crash card trolley	1	1
21	Emergency trolley	1	1
22	Refrigerator	1	1
23	Sterilizer	1	1
24	Fowlers Bed	5	5
25	Ambu bag	5	5
26	Laryngoscope	3	3

  
 DEAN  
 B.K.L. Mahalingam Rural Medical College  
 A. Narasim, Post, Saveri  
 Taluk, Chittoor District



ICCU		As Per NMC	Quantity Available
1	Defibrillator	2	2
2	ECG	1	1
3	Ventilator	3	3
4	NIBP	5	5
5	Pace maker	1	1
6	Syringe pump	5	5
7	Inter costal drainage set	3	3
8	Catheterization set	3	3
9	Suturing set	3	3
10	Central oxygen and suction	5	5
11	L.P. set	3	3
12	Tracheostomy set	3	3
13	Intubation set	5	5
14	Ventilator tubings	5	5
15	Bipap mask	5	5
16	Nebuliser	1	1
17	Glucometer	1	1
18	B.P. Apparatus	2	2
19	Crash card trolley	1	1
20	Emergency trolley	1	1
21	Refrigerator	1	1
22	Sterilizer	1	1
23	Fowlers Bed	5	5
24	Ambu bag	5	5
25	Laryngoscope	3	3
26	Dressing Trolley	1	1

  
S. K. L. Wadawalkar, Post Graduate  
Sawarde, Kasarwadi

  
**Dr. Suyarna Patil**  
Medical Director  
B. K. L. Wadawalkar Rural Medical College



**Director**  
B.K.L.Wadawalkar Rural Medical College,  
Sawarde, Kasarwadi, Pin - 415606

## DEPARTMENT OF OBSTETRICS & GYNAECOLOGY

S.no.	Name of the items	As per nmc	Quantity
<b>(A)</b>	<b>General</b>		
1	Speculums and retractors	75	75
2	EA + ECC sets	10	10
3	Cytology bottle	5	5
4	Microscope	1	1
5	MR Syringes	5	5
6	Colposcope	1	1
7	Cryo/electro cautery apparatus	1	1
8	Simple fetal Doppler	2	2
9	NST machine	2	2
10	Stitch removal sets	5	5
11	Dressing sets	7	7
12	Ultrasound machine	1	1
13	Weighing machine	3	3
14	Height scale	2	2
15	View box	1	1
16	Digital/ Electronic Blood Pressure apparatus, measuring tapes, gloves, syringes, needles, torch	6	6
17	Resuscitation tray (Laryngoscope, ET tube, Ambu)	1	1
18	Suction machine	2	2
19	Hysterosalphigogram Cannula	2	2
20	PCT forceps	3	3
21	Ayer's spatula	30	30
<b>(B)</b>	<b>Main Operation Theatre</b>		
22	Abdominal Hysterectomy set (Artery forceps, scissors, scalpel, Allis's kelly's clamp, Babcock forceps, thumb forceps, Harington &	3	3
23	Vaginal Hysterectomy set	3	3
24	Scalpel, scissors, metal catheter, Sim's, Speculum, Colobulum, Kelly's clamp, right	3	3
25	Tuboplasty set	1	1
26	Myomectomy instruments (Myoma screw, Boney's	1	1
27	Diagnostic laparoscopy set	1	1
28	Operating laparoscopy set including one with HD	1	1
29	Laparocator for tubal ligation	1	1
30	Operative Hysteroscopy set	1	1
31	Electronic Carbondioxideinsufflator/ Insufflator	2	2
32	Resectoscope	1	1
33	Hysteromat	1	1
34	Operative microscope	1	1
35	Electrocautery	2	2
<b>(C)</b>	<b>Labour Room</b>		
36	Delivery sets	15	15
37	Digital/ Electronic B.P. Apparatus	3	3
38	Weighing machine	1	





39	Fetal Doppler	1	1
40	Cardiotocogram machine	2	2
41	Portable ultrasound	1	1
42	High suction machine	2	2
43	Resuscitation tray	1	1
<b>(D)</b>	<b>Special Equipment</b>		
44	Oxytocin infusion pumps	1	1
45	Multichannel monitors	2	2
<b>(E)</b>	<b>Teaching Set</b>		
46	Doll and Dummy	1	1
47	Female Pelvis	1	1
48	Gross specimens	10	10
49	X-ray/US films	5	5
50	View box	1	1
51	Multimedia Projector with Screen	1	1
52	Set of instruments for teaching purpose	1	1
<b>(F)</b>	<b>Minor Operation Theatre</b>		
53	Cervical biopsy set	2	2
54	MTP set	3	3
55	D&C set	3	3
56	IUCD insertion/removal set	5	5
57	High suction machine	2	2
58	Resuscitation tray	1	1
59	E.B. set	2	2
60	Operation Theatre table, Operation Theatre lights, Central O2 and suction	Available	Available
<b>(G)</b>	<b>Maternity Operation Theatre</b>		
61	Set for LSCS	7	7
62	D&C set	2	2
63	MTP set	2	2
64	High suction machine	2	2
65	Cervical exploration set	2	2
66	Uterine packing forceps	2	2
67	Abdominal hysterectomy set	1	1
68	Diagnostic laparoscopy set	1	1
69	Postpartum ligation	1	1
70	Outlet forceps	1	1
71	Low mid cavity forceps/Keilland forceps	1	1
72	Vacuum Extractor and suction machine	1	1
73	Resuscitation tray	1	1
74	Infusion Pump	1	1
75	EB set	2	2
76	Laparocator for tubal ligation	1	1
77	Operation Theatre table, Operation Theatre lights,	Available	Available
<b>(H)</b>	<b>Wards</b>		
78	Blood Pressure Apparatus (Digital/Electronic)	3	3
79	Weighing machine	1	1
80	Height scale	1	1
81	Speculum and retractors	20	20
82	Glucometer	1	1



83	Microscope	1	1
84	Suture removal sets	5	5
85	Dressing sets	5	5
86	Ultrasound	1	1
87	Cutdown sets	1	1
88	CTG machine	1	1
89	Suction machine	2	2
90	Resuscitation tray	1	1
91	X ray View box	1	1
92	Central O2 and suction	Available	Available
(I)	Special Equipment		
93	Ultrasound machine with Doppler/Vaginal	1	1
94	Oxytocin infusion pumps	1	1
95	Multichannel Monitor with ECG, BP, HR, Pulse	2	2
96	Fetal Monitor for Antepartum Surveillance	1	1
97	Multimedia Projector with Screen		

### List Of Equipments In 'Operation Theatre Unit'

Sr. No.	Name of equipment	As Per NMC	Quantity Available
1	Abdominal Hysterectomy set	6	6
2	Alteries	24	24
3	Scissors	12	12
4	Scalpel	12	12
5	Allis's kelly's clamp	24	24
6	Badcock forceps	12	12
7	Thumb forceps	12	12
8	Harington	12	12
9	Vaginal Hysterectomy set	6	6
10	Scalpel	12	12
11	Scissors	12	12
12	Metal catheter	12	12
13	Sim's	12	12
14	Speculum volsellum	12	12
15	Kelly's clamps	12	12
16	Right angle retractor	12	12
17	Arteries	24	24
18	Allis	24	24
19	Uterine sound	12	12
20	Bladder sound	12	12
21	Tuboplasty set	6	6
22	Myomectomy instruments -Myoma screw, Boney's clamp	2	2
23	Diagnostic laparoscopy set	4	4
24	Operating laparoscopy set	4	4
25	Hystroscopy set	2	2
26	Electronic Carbondioxideinsuffator/ Insuffator basic unit	4	4
27	Resctoscope	2	2
28	Hyseromat	2	2



29	Operatin microscope/Loupe	2	2
30	Electrocautery	3	3
31	Contact microhystroscope	1	1
32	Co2 &NdYag laser	1	1
33	Delivery sets	15	15
34	Stainless Steel Tray	15	15
35	Sponge Holder	50	50
36	Episiotomy Scissor	15	15
37	Artery Forceps	25	25
38	Cord Cutting Scissor	15	15
39	Sims Speculums	30	30
40	Needle Holder	30	30
41	Suture Cutting Scissor	30	30
42	Tooth Forceps	30	30
43	Boul	30	30
44	B.P. Apparatus	10	10
45	Weighing machine	2	2
46	Fetal Doppler	2	2
47	Cardiotocogram machine	4	4
48	Portable ultrasound	2	2
49	High suction machine	10	10
50	Resuscitation tray	4	4
51	Infusion pumps Oxytocin	5	5
52	NIBP	5	5
53	Intrauterine Pressure monitoring system	5	5
54	View box	4	4
55	Set of instruments/forceps etc.	4	4
56	Cervical biopsy set	4	4
57	MTP set	5	5
58	D&C set	5	5
59	Hydrotubation set	5	5
60	IUCD insertion/removal set	5	5
61	High suction machine	10	10
62	Resuscitation tray	4	4
63	E.B. set (O.T. lights, OT tables)	2	2
64	Set for LSCS	10	10
65	S.S. Tray	5	5
66	Small Arty Forceps	20	20
67	Small Allis	20	20
68	Sponge Holder	20	20
69	Steel Watti	10	10
70	Kidney Tray Small	10	10
71	Kidney Tray Big	10	10
72	Kockers Clamp	10	10
73	Needle Holder Long	10	10

  
 Dean  
 D.D.A.

D.D.A.



74	Needle Holder Short	10	10
75	Tissue cutting Scissor	10	10
76	Suture Cutting Scissor	10	10
77	Tooth Forceps	10	10
78	Plain Forceps	10	10
79	Doyens Retractor	10	10
80	Jerne's Retractor	10	10
81	C Retractor	10	10
82	Towel Clips	50	50
83	Abdominal Suction Cannule	10	10
84	B P Handle No:4	10	10
85	Metal Catheter	10	10
86	Sim's Speculum Double Bladed	10	10
87	Sponge Holder	10	10
88	Steel Watti	10	10
89	Kidney Tray Small	10	10
90	Ovum Forceps	10	10
91	Vulsellum	5	5
92	Curette	5	5
93	A V Retractor	5	5
94	Uterine Sound	5	5
95	MTP Suction Cannule Big	5	5
96	MTP Suction Cannule Small	5	5
97	Manipulator	5	5
98	Heggars Dilator Set	3 set	3 set
99	Towel Clips	10	10
100	Suction Cannule	10	10



Dr. Suvarna Patil  
Medical Director  
B. K. L. Walawalkar Institute of Medical Education

**Dr. Suvarna Patil**  
Medical Director  
B. K. L. Walawalkar Institute of Medical Education



## DEPARTMENT OF PAEDIATRICS

<b>Picu</b>			
<b>SR. NO.</b>	<b>NAME OF THE EQUIPMENT</b>	<b>As Per NMC</b>	<b>Quantity Available</b>
1	Multi Para monitors	03	03
2	Defibrillator	02	02
3	Arterial Blood gas	02	02
4	Ventilators	02	02
5	Syringe pump	04	04
6	Catheterization tray	02	02
7	Suturing set	02	02
8	Intubation set	04	04
9	Ventilator tubings	05	05
10	Suction catheters	20	20
11	Bipap mask	05	05
12	Lumber puncture set	05	05
13	Nebuliser	02	02
14	Glucometer	01	01
15	B.P. Apparatus	02	02
16	Crash card trolley	01	01
17	Refrigerator	01	01
18	Sterilizer	01	01
19	Fowlers Bed	04	04
20	Ambu bag	2	2
21	Laryngoscope	2	2

*(Signature)*  
DCM

Dr. Ananda Prasad Reddy  
Assistant Prof. & Senior  
Specialist Paediatrician



NICU		As Per NMC	Quantity Available
1	over head warmers	04	04
2	Phototherapy units	08	08
3	Multi para monitors (NIBP)	04	04
4	Ventilators	02	02
5	Syringe pump	04	04
6	Suturing set	02	02
7	Intubation set	04	04
8	Ventilator tubings	05	05
9	Suction catheters	20	20
10	Cpap mask	10	10
11	Blood exchange set	02	02
12	Lumber puncture set	02	02
13	Nebuliser	01	01
14	Glucometer	01	01
15	B.P. Cuff	02	02
16	Crash card trolley	02	02
17	Refrigerator	01	01
18	Sterilizer	01	01
19	Ambu bag	05	05
20	Laryngoscope	05	05



S.no.	Name of the items	As Per NMC	Quantity Available
<b>(A)</b>	<b>Resuscitation equipment:</b>		
1	Ambu bag and Face mask - Neonate & infant	6	6
2	Ambu bag & Face mask – Children	4	4
3	Nasal prongs	Available	Available
4	Nasal catheters	Available	Available
5	Endotracheal tubes	Available	Available
6	Suction apparatus	4	4
7	Suction catheters	Available	Available
8	Laryngoscope - Infant	2	2
9	Laryngoscope - Children	2	2
<b>(B)</b>	<b>Oxygen Delivery System-</b>		
10	Oxygen Cylinder	6	6
11	Oxygen regulator	6	6
12	Oxygen Humidifiers	6	6
13	Oxygen head-box (of each size)	Available	Available
14	Nebulizers	4	4
<b>(C)</b>	<b>Drug Delivery Equipment/ Catheter/tube-</b>		
15	Blood Transfusion Set	Available	Available
16	Intra-venous (I.V.) Drip set	Available	Available
17	Measure volume Set	Available	Available
18	Intra-venous (I.V.) Cannula (Butterfly type)	Available	Available
19	Intracath (different sizes)	Available	Available
20	Umbilical vein Catheter	Available	Available
21	Infant Feeding tubes	Available	Available
22	Three way and four way valve	Available	Available
<b>(D)</b>	<b>Measurement Equipment</b>		
	Digital Weighing machine		
23	- Infant	2	2
24	- Child	2	2
25	- Neonates	2	2
26	Infantometer	3	3
27	Stadiometer	4	4
28	Measuring tape	Available	Available
29	Shakir's tape	Available	Available
30	Digital Thermometer-Oral *(Mercury based instruments	Available	Available
31	BP measuring Instrument with various cuff sizes - Digital	6	6
<b>(E)</b>	<b>Work Lab and Investigations:</b>		
32	Bone marrow needle	2	2
33	Lumbar Puncture (L.P.) Needles	2	2
34	Pleural aspiration needle	2	2
35	Vim-Silverman liver biopsy needle	2	2
36	True Cut Renal biopsy needle	2	2
37	X-ray view box	6	6
<b>(F)</b>	<b>Miscellaneous</b>		
38	Glucometer	2	2
39	Pulse Oximeter	4	4
40	CPAP machine*	2	2
41	Mechanical Ventilator (neonatal and child)	2+2	2+2



42	Radiant Warmer	8	8
43	Phototherapy unit	6	6
44	Ophthalmoscope	1	1
45	Pleural Fluid Collection Bag	Available	Available
46	Urine Collection Bag	Available	Available
47	LED phototherapy unit	2	2
48	Multimedia Projector with Screen	1	1
49	Laptop	1	1
	CPAP machine, Mechanical Ventilator, Radiant Warmer, Phototherapy unit, Pulse oximeters, Multipara monitors, are available in Neonatal and Pediatric ICU. Phototherapy unit is of double surface. NICU have Transcutaneous Bilirubinometer.		
	Oxygen supply is from central pipeline through manifold gas supply system, liquid oxygen supply, suction through wall mount supply system. Essential equipment are available according to age of the children i.e. neonate/infant/toddler/children.		

**Dr. Suvarna Patil**

Medical Director

B. K. L. Walawalkar Rural Medical College

**Director**

B.K.L.Walawalkar Rural Medical College,  
Sawarde, Kasarwadi, Pin - 415606

*[Signature]*  
DCA

B.K.L. Walawalkar Rural Medical College,  
Sawarde, Kasarwadi, Pin - 415606





## DEPARTMENT OF RADIO-DIAGNOSIS

Sr. No.	Name of the items	As Per NMC	Quantity Available
(A)	General		
1	Conventional X-ray Unit for routine X ray 300 mA, 500mA, 800mA (with IITV) - 1	2+2+1	2+2+1
		Total 5	Total 5
2	CR system	2	2
3	DR System	-	-
(B)	Mobile X-ray units		
3	a) 60 mA	2	2
4	b) 100mA	2	2
5	Ultrasonography equipment and color Doppler (Additional unit independently for OBGY).	3+1	3+1
6	CT (16 slice).	1	1
7	Mammography (Preferably).	1	1
8	MRI (Preferably).	1	1
9	Multimedia Projector with Screen	1	1
	The department have resuscitation equipment like laryngoscope, all size endotracheal tubes, nasal and oral airways, Magill's forceps, LMA / PLMA of all sizes, Electrical suction apparatus		

### List of Equipments in OT

Sr.no.	Name of the items	As Per NMC	Quantity Available
1	Anesthesia machine and accessories like laryngoscope, all size endotracheal tubes, nasal and oral airways, Magill's forceps	One set for EACH operation table	One set for EACH operation table
2	Multipara monitor- with P, NIBP, ECG facility, SpO2	One set for EACH operation table	One set for EACH operation table
3	Electrical Suction apparatus	One set for EACH operation table	One set for EACH operation table
4	LMA / PLMA of all sizes	One set for EACH operation table	One set for EACH operation table
5	Spinal epidural set	One set for EACH operation table	One set for EACH operation table
6	EtCO2 monitor	One for each operation tables	One for each operation tables
7	Defibrillator	One for each operation tables	One for each operation tables
8	Mechanical ventilator Separate or with anesthesia machine	One for each operation tables	One for each operation tables
9	Fibre optic bronchoscope	1	1



10	USG machine (Desirable)	1	1
11	PNS (Desirable)	1	1
12	Resuscitation equipment (CPR)- Ambu bag with face	1 set	1 set
13	a) Adult Manikin	1	1
14	b) Pediatric Manikin	1	1
15	Multimedia Projector with screen	1	1
16	Computer with Printer & Scanner	2	2
17	Photocopier	1	1
18	High definition TV	1	1

  
**Dr. Suvarna Patil**

Medical Director  
B. K. L. Walawalkar Rural Medical College

  
B.K.L. Walawalkar Rural Medical College  
Sawarde, Kasarwadi, Pin - 415606

**Director**  
B.K.L. Walawalkar Rural Medical College,  
Sawarde, Kasarwadi, Pin - 415606



**DEPARTMENT OF DERMATOLOGY,  
VENEROLOGY & LEPROSY**

Sr.no.	Name of the items	As Per NMC	Quantity Available
1	Hyfrecator/ Electrosurgical instrument	1	1
2	Cryotherapy with liquid Nitrogen	1	1
3	Iontophoresis machine	1	1
4	(a) Light microscope	2	2
5	(b) Giemsa stain	Available	Available
6	(c) KOH smear	Available	Available
7	Wood's lamp	1	1
8	Multi media Projector with Screen	1	1

  
DEAN  
B.K.L. Walawalkar Rural Medical College  
Sawarde, Kasarwadi  
Karnataka

  
**Dr. Suyarna Patil**  
Medical Director  
B. K. L. Walawalkar Rural Medical College

**Director**  
B.K.L. Walawalkar Rural Medical College,  
Sawarde, Kasarwadi, Pin - 415606



## DEPARTMENT OF PSYCHIATRY

S.no.	Name of the items	As Per NMC	Quantity Available
(A)	General		
1	Electro Convulsive Therapy (E.C.T.) machine	1	1
2	EEG Machine (may be shared with medicine	1	1
3	ECT machine without monitor	1	1
4	EEG machine (may be shared with	1	1
5	Lithium analyzer (may be shared with clinical	1	1
6	Bio feed-back instruments (sets)	1	1
7	Thin layer chromatography (for drug dependence treatment) (may be shared with other	1	1
8	Alcohol breath analyzer	1	1
(B)	Psychological Tests equipment		
9	a) Projective tests	2	2
10	b) Intelligence Tests	2	2
11	c) Personality Tests	2	2
12	d) Neuro psychological tests	2	2
13	Multi media Projector with Screen	1	1
	ECT treatment room is equipped with the basic anesthesia machine with ventilating circuit, monitors, ECG/ETCO <sub>2</sub> and paO <sub>2</sub> , noninvasive BP monitoring equipment for resuscitation, intubation, ventilation and suction.		

  
Dr. Suvashna Patil  
Medical Director  
B. K. L. Walawalkar Rural Medical College

**Dr. Suvashna Patil**  
Medical Director

B. K. L. Walawalkar Rural Medical College

**Director**  
**B.K.L.Walawalkar Rural Medical College,**  
**Sawarde, Kasarwadi, Pin - 415606**



## DEPARTMENT OF DENTISTRY

Sr. No	Dentistry	As Per NMC	Quantity Available
1	Dental Surgical Chair	2	2
2	Dental X Ray machine	1	1
3	Ultrasonic scaler machine	2	2
4	Dental electric chair	2	2

  
DCM  
B.K.L. Walawalkar Rural Medical College  
Sawarde, Kasarwadi  
Pin - 415605

  
**Dr. Suvagna Patil**  
Medical Director  
B. K. L. Walawalkar Rural Medical College

**Director**  
B.K.L.Walawalkar Rural Medical College,  
Sawarde, Kasarwadi, Pin - 415605




## DEPARTMENT OF ORTHOPAEDICS

Sr.No.	Name of the items	As Per NMC	Quantity Available
1	General instrumentation set for fracture reduction	5 sets	5 sets
2	Set for Hip Replacement	1	1
3	Set for knee replacement	1	1
4	Interlock nailing sets	1 each	1 each
5	Specific fixation sets (Proximal Humerus, Distal humerus, Intertrochanter, proximal	1	1
6	Small Fragment and large fragment	2	2
7	External Fixator	6	6
8	Fracture reduction OT tables	1	1
9	Simple OT tables	2	2
10	Cautery machines	1	1
11	Pneumatic drill and reamer	1	1
12	Electrical drill and reamer set	1	1
13	Laminar airflow system in OT (for OT - where joint replacement surgeries are carried	Available	Available
14	C-Arm (Image Intensifier)	1	1
15	Portable X-ray Machine	1	1
16	Arthroscope	1	1
17	Multimedia Projector	1	1
18	Plaster room equipment (sets) with plastic table.	2	2
19	Physiotherapy and occupational Therapy equipment	Available	Available
20	Movie Camera for demonstration of live operations All the orthopaedic wards have wall mounted suction lines along with piped wall mounted central O2 lines on all beds. They have resuscitation equipment like laryngoscope, all size endotracheal tubes, nasal and oral airways, Magill's forceps, LMA / PLMA of all sizes, Electrical suction apparatus, AED -1.	1	1

### List of Equipment's in OT

S.No.	NAME OF THE ITEMS	As Per NMC	Quantity Available
1	General instrumentation set for fracture reduction	5 sets	5 sets
2	Set for Hip Replacement	1	1
3	Set for knee replacement	1	1
4	Interlock nailing sets	1 each	1 each
5	Specific fixation sets (Proximal Humerus, Distal humerus, Intertrochanter, proximal	1	1
6	Small Fragment and large fragment	2	2

  
 DEAN



7	External Fixator	6	6
8	Fracture reduction OT tables	1	1
9	Simple OT tables	2	2
10	Cautery machines	1	1
11	Pneumatic drill and reamer	1	1
12	Electrical drill and reamer set	1	1
13	Laminar airflow system in OT (for OT - where joint replacement surgeries are carried)	Available	Available
14	C-Arm (Image Intensifier)	1	1
15	Portable X-ray Machine	1	1
16	Arthroscope	1	1
17	Multimedia Projector	1	1
18	Plaster room equipment (sets) with plastic table.	2	2
19	Physiotherapy and occupational Therapy equipment	Available	Available
20	Movie Camera for demonstration of live operations	1	1
21	All the orthopaedic wards have wall mounted suction lines along with piped wall mounted central O2 lines on all beds. They have resuscitation equipment like laryngoscope, all size endotracheal tubes, nasal and oral airways, Magill's forceps, LMA / PLMA of all sizes, Electrical suction apparatus, AED -1.		

  
 Dr. K. I. Walawalkar  
 Dean  
 B. S. L. Walawalkar Rural Medical College  
 Sawargaon, Dist. Solapur

  
**Dr. Suvarna Patil**  
 Medical Director  
 B. S. L. Walawalkar Rural Medical College



## DEPARTMENT OF ANAESTHESIOLOGY

Sr.no.	Name of the items	As Per NMC	Quantity Available
<b>(A) OPD Anesthesia Clinic</b>			
1	Patient examination table	2	2
2	Blood Pressure Instrument (Non-invasive)	2	2
3	Height Measurement Scale	2	2
4	Weighing machine	2	2
<b>(B) Operation Theatre</b>			
5	Anesthesia machine and accessories like laryngoscope, all size endotracheal tubes, nasal and oral airways, Mayill's forceps	One set for EACH operation table	One set for EACH operation table
6	Multipara monitor- with P, NIBP, ECG facility, SpO2	One set for EACH operation table	One set for EACH operation table
7	Electrical Suction apparatus	One set for EACH operation table	One set for EACH operation table
8	LMA / PLMA of all sizes	One set for EACH operation table	One set for EACH operation table
9	Spinal epidural set	One set for EACH operation table	One set for EACH operation table
10	EtCO2 monitor	One for each operation tables	One for each operation tables
11	Defibrillator	One for each operation table	One for each operation table
12	Mechanical ventilator Separate or with anesthesia machine	One for each operation table	One for each operation table
13	Fibre optic bronchoscope	1	1
14	USG machine (Desirable)	1	1
15	PNS (Desirable)	1	1
16	Resuscitation equipment (CPR)- Ambu bag with face	1 set	1 set
17	a) Adult Manikin	1	1
18	b) Pediatric Manikin	1	1
19	Multimedia Projector with screen	1	1
20	Computer with Printer & Scanner	2	2
21	Photocopier	1	1
22	High definition TV	1	1
<b>(C) Postoperative Recovery Room</b>			
23	Oxygen therapy unit	5	5
24	Blood Pressure Monitor (digital/Electronic)	5	5
25	Pulse oximeter	5	5
26	E.C.G. Monitor	5	5
27	Suction Machine	5	5
28	Provision for resuscitation equipment and CPR	1	1
29	Airway crash cart	1	1
30	ABG machine (Optional)	1	1
31	TOF monitor (PNS) (Optional)	1	1

*(Signature)*  
10/11





32	Side lab for emergency investigations (Optional)	1	1
(D)	<b>Pain Clinic</b>		
33	Radio frequency ablation machine	1	1
34	Fluoroscopy machine (e-ARM)(may be shared with	1	1
35	Ultrasound machine	1	1
36	Patients controlled analgesia system (portable)	1	1
37	Styleted Epidural catheter	5	5
38	Rac's catheters	Available	Available
39	Intrathecal infusion pumps	Available	Available
40	Pain assessment chart	3	3
41	OT Table fluoroscopy compatible	1	1
42	Nerve locator	1	1
43	Computer	1	1
44	Anodyne Machine (Optional) (For diabetic foot care)	1	1
45	Transcutaneous Electric Nerve Stimulating Machine	1	1
46	Anesthetic machine with resuscitation equipment	1	1
47	Crash cart	1	1
48	Monitors for vital signs (NIBP, P.R, ECG, SPO2,	1	1
49	Nerve stimulator	1	1
50	18 G epidural needle	3	3
51	Multimedia Projector with screen	1	1

**Dr. Suvarna Patil**  
 Medical Director

B. K. L. Walawalkar Rural Medical College

**Director**

B.K.L.Walawalkar Rural Medical College,  
 Sawarde, Kasarwadi, Pin - 415606

  
 DCA

B.K.L. Walawalkar Rural Medical College  
 Sawarde, Kasarwadi, Pin - 415606



## DEPARTMENT OF TUBERCULOSIS & CHEST DISEASES

Sr.no.	Name of the items	As per nmc	Quantity available
1	Peak flow meters	4	4
2	Nebulizers	4	4
3	Intercostal Drainage Facility	4	4
4	Pleural Biopsy Needles	2	2
5	Pulse Oximeter	6	6
6	Fiber optic Bronchoscope	1	1
7	Rigid Bronchoscope	1	1
8	Pulmonary function Test machine with facility for spirometry, lung volume and diffusion capacity	1	1
9	BP Instrument (Mercury based instruments to be replaced with suitable alternatives)	4	4
10	Weighing Scale	2	2
11	Non Invasive Mechanical Ventilator	6	6
12	Height Scale	2	2
13	Multimedia Projector with Screen	1	1

  
Dr. Suvarna Patil  
Medical Director  
B. K. L. Walawalkar Rural Medical College

  
**Dr. Suvarna Patil**  
Medical Director  
B. K. L. Walawalkar Rural Medical College

**Director**  
B.K.L.Walawalkar Rural Medical College,  
Sawarde, Kasarwadi, Pin - 415606

