

**ANNEXURE – “D”**

**DEPARTMENTAL INFORMATION**

1. Fellowship Specialty Department to be inspected : Cytopathology
2. Date on which independent department of : August 2016  
Functioning concerned specialty was created and started \_\_\_\_\_
3. Mentor details (From start of department till date):

No.	Name	Full Time/ Part Time	Designation	Qualification	Experience in Yrs. (after acquiring PG Qualification in concerned Subject)
1	Dr. Vijay D. Dombale	Full time	Professor & HOD	MBBS, MD, DCP Pathology	28 Y 10 M
2	Dr. Rangrao H. Deshpande.	Full time	Professor	MBBS, MD, DCP Pathology	17 Y

4. Whether Independent Department of concerned Fellowship subject exists in the Institution :

Yes / No: Yes Since when: 2016

5. Specialty Department Infrastructure Details

Facility	Area (Sq.ft)	Available	Not Available
Faculty Rooms	56 Sqm	Available	--
Clinics	20 Sqm	Available	--
Laboratory Space	200 Sqm	Available	--
Seminar Room	30 Sqm	Available	--
Departmental Library	30 Sqm	Available	--
PG common room	20 Sqm	Available	--
Preclinical Lab (where ever applicable)	--		--
Patient waiting room	100 Sqm	Available	--
Total Area	456 Sqm		

6. If Course already started, year wise number of students admitted and available Mentors to teach students admitted to Fellowship / Certificate Course during the last 3 years:

Year	Name of the course	No. of students admitted	No. of Valid Mentors available in the dept. (give names)



2019	Cytopathology	01	Dr. Vijay D. Dombale Dr. Rangrao H. Deshpande
2020		00	
2021		00	
2022		00	

(Local Inquiry Committee shall specifically ensure about availability of eligible/validated Mentor(s) and shall check whether the Training Center met with the Student: Mentor Ratio for the permitted Intake Capacity for each course or else it shall be reported in the Overall Remark Option.)

**7. List of Non-teaching Staff in the department:**

Sr. No.	Name	Designation
1	Alka Dombale	Technicians / Technical Asstt.
2	Nutika Sawant	
3	Vanita Bhosale	
4	Afrin Shaikh	
5	Pooja Shinde	
6	Pranali Devrukhakar	
7	Sarvekhsha Sawant	
8	Aniket Kadam	
9	Varsha Ghanekar	Laboratory Attendants
10	Aniket Kadam	Steno cum computer operator
11	Santosh Surve	Store Keeper
12	Anushree Chavan	Record Clerk
13	Urmila Chavan	Sweeper

**8. List of Equipment(s) in the department of concerned Fellowship Subject:**

Equipments: List of Important equipments available and their functional status

(List here only – No annexure to be attached)

No.	Name of the equipment	Specification	Functional / Not Functional	Qty.
1	Weighing machine for cadavers	-	Functional	1
2	Rotary Microtomes	-	Functional	2
3	Freezing Microtome with a stand for carbondioxide cylinder	-	Functional	1
4	Hot plates	-	Functional	2
5	Hot air (50 degree Celsius) for special staining	-	Functional	2
6	Paraffin embedding bath (Ordinary)	-	Functional	2






7	Electric vacuum embedding baths	-	Functional	2
8	Autoclave electric	-	Functional	2
9	Distilled water still	-	Functional	1
10	Water bath 57 degree Celsius	-	Functional	1
11	Rectangular water bath	-	Functional	1
12	Centrifuge machine electric Rotofix	-	Functional	1
13	Colorimeter Photoelectric Klett.	-	Functional	1
14	Cabinet for 1000 slides	-	Functional	Available
15	Band saw	-	Functional	1
16	Autopsy tables 2	-	Functional	2
17	Automatic tissue processor, Histokinmettee or similar, complete.	-	Functional	1
18	Staining racks for staining in bulk	-	Functional	10
19	Troughs for staining in bulk	-	Functional	12
20	Coplin jars	-	Functional	24
21	Water bath electric (Tissue Flootation	-	Functional	2
22	Balance, Chemical with weights	-	Functional	2
23	Balance, chemical with weights Microscopes, Monocular, with double nose piece, High power objective 2 eye-pieces, mechanical stage and condensor	-	Functional	60
24	Oil immersion lens for above	-	Functional	60
25	Polarising attachments for microscopes	-	Functional	1
26	Micrometers, ocular	-	Functional	1
27	Demonstration eye pieces	-	Functional	6
28	Magnifying lens	-	Functional	6
29	Blood pressure instrument	-	Functional	2
30	Micrometer stage	-	Functional	2
31	Hot plat electric	-	Functional	2
32	Laboratory Counter nine keys clay Adams	-	Functional	6
33	Laboratory stirrer	-	Functional	1
34	Automatic timer	-	Functional	2
35	Balance for weighing organs	-	Functional	1
36	Saws, wire for cutting bones	-	Functional	1
37	Slide boxes for 100 slides for students	-	Functional	120
38	Drill for boring glass	-	Functional	2
39	Blow piece with bellows for bending glass	-	Functional	2
40	Microphotographic apparatus	-	Functional	1
41	X-ray viewing box	-	Functional	2
42	Double Demonstration Eye piece	-	Functional	2



43	Microprojection apparatus	-	Functional	2
44	Sternal puncture needle Adult size	-	Functional	2
45	Sternal puncture needle child size	-	Functional	2
46	Liver Biopsy needle	-	Functional	2
47	Box weight analytical	-	Functional	2
48	Stop watch reading at 1/5 second.	-	Functional	6
49	Ultraviolet lamp.	-	Functional	1
50	pH Meter electric	-	Functional	1
51	Microscope, Binocular, research.	-	Functional	1
52	Paper Electrophoresis apparatus vertical	-	Functional	1
53	Paper electrophoresis apparatus, horizontal	-	Functional	1
54	Water still electric	-	Functional	1
55	2 x 2 slide Projector.	-	Functional	2
56	Overhead projector	-	Functional	1
57	Museum jars.	-	Functional	Available
58	Drawing instruments and colours for photo artist	-	Functional	1 set
59	Surgical instruments.	-	Functional	1 set
60	Dark room lamp, developing troughs Chemicals etc. for photo artist	-	Functional	1 set
61	Glassware, stains, chemicals reagents etc. for Histological work.	-	Functional	Available
	<b>Clinical Laboratory:</b>	-	Functional	
63	Microscope high power with oil immersion lens moveable stage and condensor for the routine microscope work.	-	Functional	15
64	Bottles Sp. Gravity 25 cc	-	Functional	2
65	Micro burretes 5 cc	-	Functional	2
66	PH meter, with ultra micro blood PH electrodes and Electrical Centrifuge One higher power centrifuge for serological works, one for haematological work and one other	-	Functional	3
67	Incubator	-	Functional	1
68	Haemocytometers with red and white pipettes	-	Functional	60
69	Haemoglobinometers, Sahili type	-	Functional	60
70	Sedimentation apparatus-one wester green and one wintrobe	-	Functional	2 sets
71	Syringes disposable one set from 10 cc to 2cc 30 of each	-	Functional	Available
72	Staining jars for slides.	-	Functional	12





73	Urinometers	-	Functional	9
74	Albuminometers, esbachs&Aufrech"s type	-	Functional	1
75	Urine Glasset (Conical)	-	Functional	12
76	Water baths with lids and holes thereon for holding test tubes etc.	-	Functional	2
77	Centrifuge tubes graduated	-	Functional	36
78	Crusible with china ltd.	-	Functional	2
79	Crusible Gooch with adapter	-	Functional	2
80	Graduated cylinders for various capacities ranging from 100 cc to 1000 cc.	-	Functional	6 of each.
81	Pipettes of various sizes, graduated sets	-	Functional	Available
82	Reagent bottles.	-	Functional	Available
83	Dropping bottles	-	Functional	Available
84	Dropping bottles 4 ounce	-	Functional	Available
85	Reagents	-	Functional	Available

9. Intensive care Service provided by the Department : (Emergency) - Yes

10. Specialty clinics being run by the department and number of patients in each:

No.	Name of the clinic	Days on which held	Timings	Average	Incharge of the clinic
	--	--	--	--	
	--	--	--	--	

11. Services provided by the Department:

a) Services

i) Cytopathology

b) Ancillary Services - Yes

c) Others: \_\_\_\_\_

12. Space :

No.	Details	In OPD	In IPD
1	Patient Examination / Checking Arrangement	44 Sqm	226 Sqm
2	Equipments	Adequate	Adequate



3	Teaching Space	32 Sqm	26 Sqm
4	Waiting area for patients	60 Sqm	100 Sqm

**13. Office Space:**

Department Office		Office Space for Teaching Faculty	
Space (Adequate)	Yes	HOD	18 Sqm
Staff (Steno / Clerk)	Yes	Professors	18 Sqm
Computer / Typewriter	Yes	Associate Professors	18 Sqm
Storage space for files	Yes	Assistant Professor	20 Sqm
		Residents	18 Sqm

**14. Clinical Load of Dept. : No. of Surgeries / Procedures- 02 Per day**

**15. Submission of data to national authorities if any : \_NA\_\_\_\_\_**

\_\_\_\_\_

\_\_\_\_\_



**ANNEXURE – “D”**

**(DEPARTMENTAL INFORMATION)**

1. Fellowship Specialty Department to be inspected : **Joint Replacement Surgery**
2. Date on which independent department of : **August 2016**  
Functioning concerned specialty was created and started
3. Mentor details (From start of department till date):

No.	Name	Full Time/ Part Time	Designation	Qualification	Experience in Yrs. (after acquiring PG Qualification in concerned Subject)
1	Dr. Shreerang M. Joshi	Full Time	Professor & HOD	M.S. Orthopedics	20 Years 08 M


4. Whether Independent Department of concerned Fellowship subject exists in the Institution :  
Yes / No: **Yes** Since when: **2016**

5. Specialty Department Infrastructure Details

Facility	Area (Sq.ft)	Available	Not Available
Faculty Rooms	56 Sqm	Available	--
Clinics	20 Sqm	Available	--
Laboratory Space	200 Sqm	Available	--
Seminar Room	30 Sqm	Available	--
Departmental Library	30 Sqm	Available	--
PG common room	20 Sqm	Available	--
Preclinical Lab (where ever applicable)	--		--
Patient waiting room	100 Sqm	Available	--
Total Area	456 Sqm		

6. If Course already started, year wise number of students admitted and available Mentors to teach students admitted to Fellowship / Certificate Course during the last 3 years:

Year	Name of the course	No. of students admitted	No. of Valid Mentors available in the dept. (give names)
2019	Joint Replacement Surgery	1	Dr. PavanKohli
2020		0	Dr. PavanKohli
2021		0	Dr. PavanKohli





			Dr. Shreerang Joshi
2022		01	Dr. Shreerang Joshi

7. List of Non-teaching Staff in the department:


Sr. No.	Name	Designation
1	Bhavana Sawant	Physiotherapist
2	Sanskriti Shedge	Staff Nurse
3	Shweta Kadam	Staff Nurse
4	Dipesh Dongare	Technicians/ Technical Asstt.
5	Yogita Kherade	Laboratory Attendants
6	Aditi Lakeshri	Store Keeper
7	Ankita Chavan	Steno Typist
8	Rajaram Chavan	Record Clerk

8. List of Equipment(s) in the department of concerned Fellowship Subject:

Equipments: List of Important equipments available and their functional status

(List here only – No annexure to be attached)

No.	Name of the equipment	Specification	Functional / Not Functional	Qty.
1	Basic instrumentation set for fracture sets	-	Functional	05
2	Small Fragment and large fragment	-	Functional	03
3	External Fixator	-	Functional	06
4	C-Arm (Image Intensifier)	-	Functional	02
5	Portable X-ray Machine	-	Functional	01
6	Arthroscope	-	Functional	01
7	Slide Projector	-	Functional	01
8	Over-head projector	-	Functional	02
9	Movie Camera for demonstration of live operations	-	Functional	01
10	Plaster room equipment (sets) with plastic table.	-	Functional	02
11	Ortho Burr machine	-	Functional	2
12	Arthroscope	-	Functional	2
13	Portable X-ray Machine	-	Functional	2
14	C-Arm (Image Intensifier)	-	Functional	1
15	External Fixator	-	Functional	2
16	Basic instrumentation set for fracture	-	Functional	4
17	Dressing Trolley	-	Functional	4
18	Emergency Trolley	-	Functional	2





**10. Specialty clinics being run by the department and number of patients in each:**

No.	Name of the clinic	Days on which held	Timings	Average (per week)	Incharge of the Clinic
1	Arthroscopy	Once in a week	9.00 am to 5.00 pm	15	Dr. Shreerang Joshi
2	Arthroplasty	Once in a week	9.00 am to 5.00 pm	11	Dr. Shreerang Joshi
3	Shoulder clinic	Three days in a week	9.00 am to 5.00 pm	8	Dr. OnkarSudame
4	Knee Replacement	Three days in a week	9.00 am to 5.00 pm	5	Dr. Shreerang Joshi

**11. Services provided by the Department:**

**a) Services**

- i) Total Knee Replacement
- ii) Unicondylar Knee Replacement
- iii) Arthroscopy, ACL repair by laparoscopy, shoulder scopy

**b) Ancillary Services - Yes**

**c) Others:** \_\_\_\_\_

**12. Space :**

No.	Details	In OPD	In IPD
1	Patient Examination / Checking Arrangement	44 Sqm	226 Sqm
2	Equipments	Adequate	Adequate
3	Teaching Space	32 Sqm	26 Sqm
4	Waiting area for patients	60 Sqm	100 Sqm

**13. Office Space:**

Department Office		Office Space for Teaching Faculty	
Space (Adequate)	Yes	HOD	18 Sqm
Staff (Steno / Clerk)	Yes	Professors	18 Sqm
Computer / Typewriter	Yes	Associate Professors	18 Sqm
Storage space for files	Yes	Assistant Professor	20 Sqm
		Residents	18 Sqm

**14. Clinical Load of Dept. : No. of Surgeries / Procedures- 2-4 Per day**

**15. Submission of data to national authorities if any : NIL**



19	NIBP	-	Functional	2
20	Plaster equipment (sets)	-	Functional	4
21	Basic instrumentation set for fracture. sets	-	Functional	4
22	Small Fragment and large fragment	-	Functional	4
23	External Fixator	-	Functional	4
24	Movie Camera for demonstration of live operations	-	Functional	2
<b>Anaesthesia Equipments</b>				
25	Anaesthesia machine with resuscitation equipments and accessories,	-	Functional	6
26	Resuscitation equipments (CPR),	-	Functional	6
27	NIBP	-	Functional	6
28	Defibrillator	-	Functional	6
29	Oxygen therapy unit	-	Functional	6
30	Pulse oximeter	-	Functional	6
31	E.C.G. Monitor	-	Functional	6
32	E.T.Co2 Monitor	-	Functional	4
33	Mechanical Ventilator	-	Functional	6
34	OPD-Anaesthesia Clinic	-	Functional	
35	Blood Pressure Instrument	-	Functional	1
36	Weighing machine	-	Functional	1
37	View box	-	Functional	1
38	Height scale	-	Functional	1
39	Ward (Recovery)	-	Functional	
40	Resuscitation equipments (CPR)	-	Functional	2
41	Artificial breathing Bag with face Masks.	-	Functional	5
42	Defibrillator	-	Functional	2
43	Suction machine	-	Functional	2
44	Electrical	-	Functional	2
45	Oxygen therapy unit	-	Functional	2
46	Pulse oximeter	-	Functional	2
47	E.C.G. Monitor	-	Functional	2
48	E.T.Co2 Monitor	-	Functional	2

9. Intensive care Service provided by the Department : (Emergency) – Yes



**ANNEXURE – “D”**

**DEPARTMENTAL INFORMATION**

1. Fellowship Specialty Department to be inspected : Spine Surgery
2. Date on which independent department of : Aug. 2016  
Functioning concerned specialty was created and started
3. Mentor's details (From start of department till date):

No.	Name	Full Time/ Part Time	Designation	Qualification	Experience in Yrs. (after acquiring PG Qualification in concerned Subject)
1	Dr. Sunil M. Nadkarni	Full Time	Assistant Professor	M.B.B.S., M.S. F.R.C.S. (Ed), M.Ch. Orthopedics	21 Years

4. Whether Independent Department of concerned Fellowship subject exists in the  
Institution :  
Yes / No: Yes Since when: **2016**

5. Specialty Department Infrastructure Details

Facility	Area (Sq.ft)	Available	Not Available
Faculty Rooms	56 Sqm	Available	--
Clinics	20 Sqm	Available	--
Laboratory Space	200 Sqm	Available	--
Seminar Room	30 Sqm	Available	--
Departmental Library	30 Sqm	Available	--
PG common room	20 Sqm	Available	--
Preclinical Lab (where ever applicable)	--		--
Patient waiting room	100 Sqm	Available	--
Total Area	456 Sqm		





6. If Course already started, year wise number of students admitted and available Mentors to teach students admitted to Fellowship / Certificate Course during the last 3 years:

Year	Name of the course	No. of students admitted	No. of Valid Mentors available in the dept. (give names)
2019	Spine Surgery	0	Dr. Sunil M. Nadkarni
2020		0	
2021		0	
2022		0	

7. List of Non-teaching Staff in the department:

Sr. No.	Name	Designation
1	Bhavana Sawant	Physiotherapist
2	Sanskriti Shedge	Staff Nurse
3	Shweta Kadam	Staff Nurse
4	Dipesh Dongare	Technicians/ Technical Asstt.
5	Yogita Kherade	Laboratory Attendants
6	Aditi Lakeshri	Store Keeper
7	Ankita Chavan	Steno Typist
8	Rajaram Chavan	Record Clerk

8. List of Equipment(s) in the department of concerned Fellowship Subject:

Equipments: List of Important equipments available and their functional status

(List here only – No annexure to be attached)

No.	Name of the equipment	Specification	Functional / Not Functional	Qty.
1	Basic instrumentation set for fracture sets	-	Functional	05
2	Small Fragment and large fragment	-	Functional	03
3	External Fixator	-	Functional	06
4	C-Arm (Image Intensifier)	-	Functional	02
5	Portable X-ray Machine	-	Functional	01
6	Arthroscope	-	Functional	01
7	Slide Projector	-	Functional	01
8	Over-head projector	-	Functional	02
9	Movie Camera for demonstration of liveoperations	-	Functional	01
10	Plaster room equipment (sets) with plastic table.	-	Functional	02
11	Ortho Burr machine	-	Functional	2
12	Arthroscope	-	Functional	2



13	Portable X-ray Machine	-	Functional	2
14	C-Arm (Image Intensifier)	-	Functional	1
15	External Fixator	-	Functional	2
16	Basic instrumentation set for fracture	-	Functional	4
17	Dressing Trolley	-	Functional	4
18	Emergency Trolley	-	Functional	2
19	NIBP	-	Functional	2
20	Plaster equipment (sets)	-	Functional	4
21	Basic instrumentation set for fracture. sets	-	Functional	4
22	Small Fragment and large fragment	-	Functional	4
23	External Fixator	-	Functional	4
24	Movie Camera for demonstration of live operations	-	Functional	2
<b>Anaesthesia Equipments</b>				
25	Anaesthesia machine with resuscitation equipments and accessories,	-	Functional	6
26	Resuscitation equipments (CPR),	-	Functional	6
27	NIBP	-	Functional	6
28	Defibrillator	-	Functional	6
29	Oxygen therapy unit	-	Functional	6
30	Pulse oximeter	-	Functional	6
31	E.C.G. Monitor	-	Functional	6
32	E.T.Co2 Monitor	-	Functional	4
33	Mechanical Ventilator	-	Functional	6
34	OPD-Anaesthesia Clinic	-	Functional	
35	Blood Pressure Instrument	-	Functional	1
36	Weighing machine	-	Functional	1
37	View box	-	Functional	1
38	Height scale	-	Functional	1
39	Ward (Recovery)	-	Functional	
40	Resuscitation equipments (CPR)	-	Functional	2
41	Artificial breathing Bag with face Masks.	-	Functional	5
42	Defibrillator	-	Functional	2
43	Suction machine	-	Functional	2
44	Electrical	-	Functional	2
45	Oxygen therapy unit	-	Functional	2
46	Pulse oximeter	-	Functional	2
47	E.C.G. Monitor	-	Functional	2
48	E.T.Co2 Monitor	-	Functional	2

9. Intensive care Service provided by the Department : (Emergency) – Yes



**10. Specialty clinics being run by the department and number of patients in each:**

No.	Name of the clinic	Days on which held	Timings	Average (per week)	Incharge of Clinic
1	Spine clinic	Once in a week	9.00 am to 5.00 pm	10	Dr. Sunil M. Nadkarni
2	Spine endoscopy clinic	Once in a week	9.00 am to 5.00 pm	10	Dr. Sunil M. Nadkarni
3	Spine Surgery	Three days in a week	9.00 am to 5.00 pm	5	Dr. Sunil M. Nadkarni Dr. Omkar Sudame
4	Pain management, Root blocks	Three days in a week	9.00 am to 5.00 pm	10	Dr. Jatin Badgujar

**11. Services provided by the Department:**

**a) Services**

- i) Open spine surgeries
- ii) Endoscopic cervical, lumbar discectomy
- iii) Kyphoplasty, Laminectomy, Root blocks

**b) Ancillary Services - Yes**

**c) Others:** \_\_\_\_\_

**12. Space :**

No.	Details	In OPD	In IPD
1	Patient Examination / Checking Arrangement	44 Sqm	226 Sqm
2	Equipments	Adequate	Adequate
3	Teaching Space	32 Sqm	26 Sqm
4	Waiting area for patients	60 Sqm	100 Sqm





**13. Office Space:**

Department Office		Office Space for Teaching Faculty	
Space (Adequate)	Yes	HOD	18 Sqm
Staff (Steno / Clerk)	Yes	Professors	18 Sqm
Computer / Typewriter	Yes	Associate Professors	18 Sqm
Storage space for files	Yes	Assistant Professor	20 Sqm
		Residents	18 Sqm

**14. Clinical Load of Dept. : No. of Surgeries / Procedures- 4--6 Per day**

**15. Submission of data to national authorities if any : Not Applicable**



**ANNEXURE – “D”**

**DEPARTMENTAL INFORMATION**

1. Fellowship Specialty Department to be inspected : Respiratory Medicine
2. Date on which independent department of : September 2020  
Functioning concerned specialty was created and started \_\_\_\_\_
3. Faculty details (From start of department till date):

No.	Name	Full Time/ Part Time	Designation	Qualification	Experience in Yrs. (after acquiring PG Qualification in concerned Subject)
1	Dr. Amey Paranjpe	Full time	Associate Professor	MBBS, MD, Pulmonary Medicine	06 Y
2	Dr. Suryakant Nisale	Full time	Associate Professor	MBBS, MD General Medicine	11 Y

4. Whether Independent Department of concerned Fellowship subject exists in the Institution :

Yes / No: Yes Since when: 2020

5. Specialty Department Infrastructure Details

Facility	Area (Sq.ft)	Available	Not Available
Faculty Rooms	56 Sqm	Available	--
Clinics	20 Sqm	Available	--
Laboratory Space	200 Sqm	Available	--
Seminar Room	30 Sqm	Available	--
Departmental Library	30 Sqm	Available	--
PG common room	20 Sqm	Available	--
Preclinical Lab (where ever applicable)	--		--
Patient waiting room	100 Sqm	Available	--
Total Area	456 Sqm		



6. If Course already started, year wise number of students admitted and available Mentors to teach students admitted to Fellowship / Certificate Course during the last 3 years:

Year	Name of the course	No. of students admitted	No. of Valid Mentors available in the dept. (give names)
2020	No student admitted		
2021			
2022			


(Local Inquiry Committee shall specifically ensure about availability of eligible/validated Mentor(s) and shall check whether the Training Center met with the Student: Mentor Ratio for the permitted Intake Capacity for each course or else it shall be reported in the Overall Remark Option.)

7. List of Non-teaching Staff in the department:

Sr. No.	Name	Designation
1	Sanjana Tandale	Technicians / Technical Asstt.
2	Amruta Dongare	Steno cum computer operator Cum Clerk
3	Rachana Mohite	Lab Attendant
4	Mr. Vahalkar	Sweeper


8. List of Equipment(s) in the department of concerned Fellowship Subject:  
Equipments: List of Important equipments available and their functional status  
(List here only – No annexure to be attached)

No.	Name of the equipment	Specification	Functional / Not Functional	Qty.
(A)	<b>Equipments in Respiratory Medicine</b>			
1	Peak flow meters		Functional	4
2	Nebulizers		Functional	4
3	Intercostal Drainage Facility		Functional	4
4	Pleural Biopsy Needles		Functional	2





5	Pulse Oximeter		Functional	6
6	Fiber optic Bronchoscope		Functional	1
7	Rigid Bronchoscope		Functional	1
8	Pulmonary function Test machine with facility for spirometry, lung volume and diffusion capacity		Functional	1
9	BP Instrument (Mercury based instruments to be replaced with suitable alternatives)		Functional	4
10	Weighing Scale		Functional	2
11	Non Invasive Mechanical Ventilator		Functional	6
12	Height Scale		Functional	2
13	Multimedia Projector with Screen		Functional	1
(B)	<b>Equipments in ICU</b>			
1	CVVHD		Functional	1
2	Defibrillator		Functional	3
3	ECG		Functional	1
4	Ventilator		Functional	3
5	NIBP		Functional	5
6	Pace maker		Functional	1
7	Syringe pump		Functional	5
8	Inter costal drainage set		Functional	3
9	Catheterization set		Functional	3
10	Suturing set		Functional	3
11	Central oxygen and suction		Functional	5
12	L.P. set		Functional	3
13	Tracheostomy set		Functional	3
14	Intubation set		Functional	5
15	Ventilator tubings		Functional	5
16	Bipap mask		Functional	5
17	Nebuliser		Functional	1
18	Glucometer		Functional	1
19	B.P. Apparatus		Functional	2
20	Crash card trolley		Functional	1
21	Emergency trolley		Functional	1
22	Refrigerator		Functional	1
23	Sterilizer		Functional	1
24	Fowlers Bed		Functional	5
25	Ambu bag		Functional	5



26	Laryngoscope		Functional	3
----	--------------	--	------------	---

9. Intensive care Service provided by the Department : (Emergency) - Yes

10. Specialty clinics being run by the department and number of patients in each:

No.	Name of the clinic	Days on which held	Timings	Average	Incharge of the clinic
	Respiratory Medicine	daily	10 am to 05 Pm	17	Dr. AmeyParanjpe
	--	--	--	--	

11. Services provided by the Department:

a) Services

i) Chest x ray, Lung Function Test, ABG, HRCT Chest

c) Others: \_\_\_\_\_

12. Space :


No.	Details	In OPD	In IPD
1	Patient Examination / Checking Arrangement	44 Sqm	226 Sqm
2	Equipments	Adequate	Adequate
3	Teaching Space	32 Sqm	26 Sqm
4	Waiting area for patients	60 Sqm	100 Sqm

13. Office Space:

Department Office		Office Space for Teaching Faculty	
Space (Adequate)	Yes	HOD	18 Sqm
Staff (Steno / Clerk)	Yes	Professors	18 Sqm
Computer / Typewriter	Yes	Associate Professors	18 Sqm
Storage space for files	Yes	Assistant Professor	20 Sqm
		Residents	18 Sqm

14. Clinical Load of Dept. : No. of Surgeries / Procedures-

15. Submission of data to national authorities if any : NA \_\_\_\_\_





**ANNEXURE – “D”****DEPARTMENTAL INFORMATION**

1. Fellowship Specialty Department to be inspected : Radio-Diagnosis
2. Date on which independent department of : September 2020  
Functioning concerned specialty was created and started \_\_\_\_\_
3. Faculty details (From start of department till date):

No.	Name	Full Time/ Part Time	Designation	Qualification	Experience in Yrs. (after acquiring PG Qualification in concerned Subject)
1	Dr. Ninad Naphade	Full time	Professor & HOD	MBBS, MD, Radio- Diagnosis	24 Y
2	Dr. Soneshkumar Chaugule	Full time	Associate Professor	MBBS, MD, Radio- Diagnosis	14 Y 10 M

4. Whether Independent Department of concerned Fellowship subject exists in the  
Institution :

Yes / No: Yes Since when: 2020

5. Specialty Department Infrastructure Details

Facility	Area (Sq.ft)	Available	Not Available
Faculty Rooms	56 Sqm	Available	--
Clinics	20 Sqm	Available	--
Laboratory Space	200 Sqm	Available	--
Seminar Room	30 Sqm	Available	--
Departmental Library	30 Sqm	Available	--
PG common room	20 Sqm	Available	--
Preclinical Lab (where ever applicable)	--		--
Patient waiting room	100 Sqm	Available	--
Total Area	456 Sqm		

6. If Course already started, year wise number of students admitted and available  
Mentors to teach students admitted to Fellowship / Certificate Course during the last  
3 years:

Year	Name of the course	No. of students admitted	No. of Valid Mentors available in the dept. (give names)
	NO STUDENT ADMITTED		

(Local Inquiry Committee shall specifically ensure about availability of eligible/validated Mentor(s) and shall check whether the Training Center met with the Student: Mentor Ratio for the permitted Intake Capacity for each course or else it shall be reported in the Overall Remark Option.)





7. **List of Non-teaching Staff in the department:**


Sr. No.	Name	Designation
1	Mahadev Jadhav	Technicians /Technical Asstt.
2	Vijay Tiwade	
3	Vijay Jadhav	
4	Darshan Nirmal Mahesh Salvi Vishwanath More	
5	Meghana Lingayat	Steno cum Clerk
6	Amol Jondhale	Record Clerk
7	Santoh Main	Sweeper
8	Manish Gujar	

8. **List of Equipment(s) in the department of concerned Fellowship Subject:**

Equipments: List of Important equipments available and their functional status

(List here only – No annexure to be attached)

No.	Name of the equipment	Specification	Functional / Not Functional	Qty.
(A)	General		Functional	1
1	Conventional X-ray Unit for routine X ray 300 mA, 500mA, 800mA (with IITV) - 1 each	2+2+1 Total 5	Functional	2
2	CR system	2	Functional	1
3.	DR System	-	Functional	2
(B)	Mobile X-ray units		Functional	2
3	a) 60 mA	2	Functional	2
4	b) 100mA	2	Functional	2
5	Ultrasonography equipment and color Doppler (Additional unit independently for OBGY).	3+1	Functional	2
6	CT (16 slice).	1	Functional	1
7	Mammography (Preferably).	1	Functional	1
8	MRI (Preferably).	1	Functional	1
9	Multimedia Projector with Screen	1	Functional	1
	The department have resuscitation equipment like laryngoscope, all size endotracheal tubes, nasal and oral airways, Magill's forceps , LMA / PLMA of all sizes,		Functional	1



	Electrical suction apparatus			
--	------------------------------	--	--	--

9. Intensive care Service provided by the Department : (Emergency) - Yes

10. Specialty clinics being run by the department and number of patients in each:

No.	Name of the clinic	Days on which held	Timings	Average	Incharge of the clinic
	Interventional radiology	Once in 15 days	10 am to 05 pm	20	Dr. Pradeep Kulkarni Dr. Amit Sahu
	--	--	--	--	

11. Services provided by the Department:

a) Services

i) X Ray, Barium, IVP, CT Scan. Sonography, Doppler, USG, MRI

c) Others: \_\_\_\_\_

12. Space :

No.	Details	In OPD	In IPD
1	Patient Examination / Checking Arrangement	44 Sqm	226 Sqm
2	Equipments	Adequate	Adequate
3	Teaching Space	32 Sqm	26 Sqm
4	Waiting area for patients	60 Sqm	100 Sqm

13. Office Space:

Department Office		Office Space for Teaching Faculty	
Space (Adequate)	Yes	HOD	18 Sqm
Staff (Steno / Clerk)	Yes	Professors	18 Sqm
Computer / Typewriter	Yes	Associate Professors	18 Sqm
Storage space for files	Yes	Assistant Professor	20 Sqm
		Residents	18 Sqm

14. Clinical Load of Dept. : No. of Surgeries / Procedures-

15. Submission of data to national authorities if any : \_NA\_



**ANNEXURE – “D”**

**DEPARTMENTAL INFORMATION**

1. Fellowship Specialty Department to be inspected : General Medicine
2. Date on which independent department of : September 2020  
Functioning concerned specialty was created and started \_\_\_\_\_
3. Faculty details (From start of department till date):

No.	Name	Full Time/ Part Time	Designation	Qualification	Experience in Yrs. (after acquiring PG Qualification in concerned Subject)
1	Dr. Sunil Kotkunde	Full time	Associate Professor	MBBS, MD General Medicine	06 Y
2	Dr. Nikhil Nasikkar	Full time	Assistant Professor	MBBS, DNB General Medicine	05 Y 01 M

4. Whether Independent Department of concerned Fellowship subject exists in the  
Institution :  
Yes / No: Yes Since when: 2016
5. Specialty Department Infrastructure Details

Facility	Area (Sq.ft)	Available	Not Available
Faculty Rooms	56 Sqm	Available	--
Clinics	20 Sqm	Available	--
Laboratory Space	200 Sqm	Available	--
Seminar Room	30 Sqm	Available	--
Departmental Library	30 Sqm	Available	--
PG common room	20 Sqm	Available	--
Preclinical Lab (where ever applicable)	--		--
Patient waiting room	100 Sqm	Available	--
Total Area	456 Sqm		





6. If Course already started, year wise number of students admitted and available Mentors to teach students admitted to Fellowship / Certificate Course during the last 3 years:

Year	Name of the course	No. of students admitted	No. of Valid Mentors available in the dept. (give names)
2020	Certificate course in ECG Technician Assistant	00	Dr. Janhavi Deshpande
2021		00	Dr. Janhavi Deshpande Dr. Sunil Kotkunde
2022		00	Dr. Sunil Kotkunde Dr. Nikhil Nasikkar

(Local Inquiry Committee shall specifically ensure about availability of eligible/validated Mentor(s) and shall check whether the Training Center met with the Student: Mentor Ratio for the permitted Intake Capacity for each course or else it shall be reported in the Overall Remark Option.)

7. List of Non-teaching Staff in the department:


Sr. No.	Name	Designation
1	Sharmila Bagave	E.C.G. Technician
2	Sanika Rajeshirke	Technicians / Technical Asstt.
3	Mayuri Gurav	
4	Suresh Bamane	Laboratory Attendants
5	Ruchita Bhuvad	
6	Poonam Ghadge	
7	Prachi More	Steno cum Clerk
8	Nilesh Rajeshirke	Sweeper

8. List of Equipment(s) in the department of concerned Fellowship Subject:

Equipments: List of Important equipments available and their functional status

(List here only – No annexure to be attached)

No.	Name of the equipment	Specification	Functional / Not Functional	Qty.
1	B.P. Apparatus (Mercury containing instruments should be replaced by digital or other suitable alternatives)	-	Functional	30
2	Ophthalmoscope	-	Functional	8
3	Lumbar puncture needles (disposable)	-	Functional	Available



4	Pleural biopsy needles (disposable)	-	Functional	Available
5	Liver biopsy needles (disposable)	-	Functional	Available
6	Kidney biopsy needles (disposable)	-	Functional	Available
7	Bone marrow biopsy needles (disposable)	-	Functional	Available
8	Bone marrow aspiration needles (disposable)	-	Functional	Available
9	X-ray viewing box	-	Functional	16
10	Flexible Video End viewing Oesophago-Gastroduodenoscope (optional)	-	Functional	1
11	Flexible Video Colonoscope (optional)	-	Functional	1
12	Flexible Video Side viewing Gastroduodenoscope for ERCP (optional)	-	Functional	0
13	Proctoscope	-	Functional	6
14	Fiber optic bronchoscope (May be shared with TB&CD)	-	Functional	1
15	Spirometer	-	Functional	4
16	Bed side cardiac monitors	-	Functional	16
17	Central Cardiac monitor Console	-	Functional	1
18	Defibrillator	-	Functional	1 per unit + 1 each for MICU,ICCU and 1 for casualty,ward
19	Non-invasive B.P. Apparatus	-	Functional	16
20	Pulse oximeter	-	Functional	20
21	Equipment for Cardiac pacing	-	Functional	1
22	Ambu bag	-	Functional	12
23	Laryngoscope	-	Functional	10
24	ECG machine	-	Functional	8
25	Echocardiography machine	-	Functional	1 portable unit
26	Tread mill test machine	-	Functional	1
27	Hemodialysis machine	-	Functional	3
28	Peritoneal dialysis catheters	-	Functional	Available
29	Arterial blood gas analyzer	-	Functional	1
30	Glucometer	-	Functional	12
31	EMG and nerve conduction velocity machine	-	Functional	1
32	Fine needle aspiration needle	-	Functional	Available
33	Aspiration needle	-	Functional	Available
34	Endotracheal tubes	-	Functional	Available
35	Invasive Mechanical Ventilator	-	Functional	7





36	Non Invasive mechanical ventilator (Maybe shared with TB and CD)	-	Functional	4
37	Nebulizer	-	Functional	12
38	Portable Suction Machine	-	Functional	2 with each ward, 1 for MICU for ICCU, 1 for casualty ward, 1 for OPD
39	Infusion pumps	-	Functional	1 with each bed of MICU and ICCU plus 4 / unit
40	Weighing scale	-	Functional	2/unit + 2 in OPD
41	Multimedia Projector with Screen	-	Functional	2
42	Patient Examination table	-	Functional	6
43	Rubber Hammer	-	Functional	10
44	Computer	-	Functional	1/unit, 1/MICU, 1/ICCU, 1/OPD
45	Torch	-	Functional	14
46	Emergency Lights	-	Functional	6
47	Upper GI endoscope (Optional)	-	Functional	2
48	Sigmoidoscope (optional)	-	Functional	2
49	Colonoscope (optional)	-	Functional	2
50	Haemocytometer	-	Functional	4
51	Light Microscope	-	Functional	2
52	Haemoglobinometer	-	Functional	4
53	Urinometer	-	Functional	2
		-	Functional	

9. Intensive care Service provided by the Department : (Emergency) - Yes

10. Specialty clinics being run by the department and number of patients in each:

Sr. No.	Name of the clinic	Days on which held	Timings	Average	Incharge of the clinic
1	Oncology	Daily	10 am to 02 pm	25	Dr. Ashutosh Jain
2	Cardiology	Tuesday/Saturday	10 am to 02 pm	30	Dr. Pranav Shamraj
3	Nephrology	Thursday	10 am to 02 pm	15	Dr. Vinayak Ukirde Dr. Achyut Joshi
4	Gastroenterology	Thursday	10 am to	30	Dr. Anand Joshi





			02 pm		
5	Neurology	Wednesday	10 am to 02 pm	20	Dr. Sunil Kotkunde
6	Endocrinology	Tuesday	10 am to 02 pm	16	Dr. Nikhil Nasikkar
7	Cardiovascular Clinic	Tuesday/Saturday	10 am to 02 pm	17	Dr. SuvarnaPatil
8	Chest-Asthama Clinic	Saturday	10 am to 02 pm	15	Dr. Amey Paranjpe

**11. Services provided by the Department:**

**a) Services**

i) ECG, 2D Echo. Stress Test, Cathlab, Holter

b) Ancillary Services - Yes

c) Others: \_\_\_\_\_

**12. Space :**

No.	Details	In OPD	In IPD
1	Patient Examination / Checking Arrangement	44 Sqm	226 Sqm
2	Equipments	Adequate	Adequate
3	Teaching Space	32 Sqm	26 Sqm
4	Waiting area for patients	60 Sqm	100 Sqm

**13. Office Space:**

Department Office		Office Space for Teaching Faculty	
Space (Adequate)	Yes	HOD	18 Sqm
Staff (Steno / Clerk)	Yes	Professors	18 Sqm
Computer / Typewriter	Yes	Associate Professors	18 Sqm
Storage space for files	Yes	Assistant Professor	20 Sqm
		Residents	18 Sqm

**14. Clinical Load of Dept. : No. of Surgeries / Procedures- 42 Per day**

**15. Submission of data to national authorities if any : \_NA\_**

\_\_\_\_\_

\_\_\_\_\_

