

A well-equipped rural cottage Hospital BKL Walawalkar Hospital was started in 1996 and dedicated to the Service of the rural poor. Today it is a Modern 810 bed comprehensive Hospital with ICU, NICU, Modular OTs, Imaging services including scanners CT, Ultrasound etc, Laboratory facilities, Radiotherapy Centre, Blood component machine and now starting 'Cath Lab' in our Comprehensive Cardiac Center is the first of its kind in this Konkan region of Maharashtra State and is a mile stone in advanced healthcare to poor masses in this region.



In B. K. L. Walawalkar Hospital, Comprehensive cardiac care centre **Funded by Bajaj Finserv**, a well-equipped advanced 'Cardiac Theatre' facility has been started from 9th June 2018.



Mission Statement

‘To become a quality driven hospital aiming for the patient care and treatment and to make continuous improvement by involving all the staff members and society at large.’

Mission of Cardiac Specialty

Staffed by certified affiliated Consultants / physicians and highly skilled nurses and technicians, BKL Walawalkar Hospital’s ‘Comprehensive Cardiac Care Center’ provides the highest level of cardiac care in Konkan region of Maharashtra. From our cardiac care program, including angiography/Angioplasty, to our comprehensive cardiopulmonary rehabilitation program, our hospital is devoted to providing excellent patient care and safety through treatment, diagnosis, research, education and prevention.

Comprehensive Cardiac Centre

Dedicated Out-Patients unit: For provision of consultation/examination and patient support/information services.

Non-invasive investigations unit: For undertaking electrocardiograms (ECGs), blood pressure monitoring, echocardiography, and analysis of pacemakers and other implantable devices.



Intensive Care units (ICUs): for the continuous monitoring of patients suffering from cardiac abnormalities or acute cardiac emergencies.

Electrocardiogram (ECG): An electrocardiogram (ECG) is a test that checks for problems with the electrical activity of your heart. An EKG translates the heart’s electrical activity into line tracings on paper. They are called waves.



Cardiac Stress Test or Treadmill Test (TMT): is a test used in Medicine and Cardiology to measure the Heart’s ability to respond to external Stress in a controlled clinical environment.



Echo Cardiography (2D Echo): Echocardiography routinely used in the diagnosis, management, and follow-up of patients with any suspected or known heart diseases. It is one of the most widely used diagnostic tests in cardiology. It provides helpful information like the size and shape of the heart (internal chamber size quantification), pumping capacity, and the location and extent of any tissue damage.




Pathology Services: Complete Blood Count / ESR, Blood Sugar (F + PP), Blood Urea Nitro./S. Creatinine/S. Uric Acid, Lipid profile, Urine Routine

Facilities for diagnostic imaging and interventional radiology, Chest X-Ray, CT scanner




Department's Equipment's

- ECG Machines
- Treadmills
- Echo Machines
- Holter
- Portable X-ray Machine
- Computerized PFT
- Defibrillators
- Cath Labs
- Crash Cart
- Ventilators
- Pulse oximeters
- Syringe pump
- Temporary Pacemaker



Services Provided

Sr. No.	Services
1	Angioplasties
2	Angiographies
3	Valve replacement
4	Pacemakers
5	Echo with Doppler's
6	Philips cath lab and DSA system
7	IABP (Intra-aortic balloon pulsations)
8	Holter System



B. K. L. Walawalkar Hospital

Diagnostic & Research Center


Kasarwadi, Post. Sawarde, Tal. Chiplun, Dist. Ratnagiri, Pin 415606

CARDIOLOGY DEPARTMENT

Days	Speciality Clinic	Time
Tuesday	Pacing Clinic	11:00am to 02:00pm
Tuesday	Arrhythmia Clinic	11:00am to 02:00pm
Daily	Heart Failure Clinic	11:00am to 02:00pm
Saturday	Combined Clinic With CVTS Department	11:00am to 02:00pm
Saturday	Pediatric Cardiology Clinic	11:00am to 02:00pm

CERTIFICATE COURSE IN : "CLINICAL ECHOCARDIOGRAPHY HANDS ON TRAINING PROGRAM LEVEL - 1"


📅 5 APRIL 2024 TO 1 JUNE 2024




32 HOURS


ATTENDEES : SENIOR AND JUNIOR RESIDENTS IN GENERAL MEDICINE

S.V.J.C.T'S B. K. L. WALAWALKAR RURAL MEDICAL COLLEGE & HOSPITAL







DR. AMITKUMAR BHALERAO
ORGANISING SECRETARY



Dr. Arvind Yadav
IQAC COORDINATOR



DR. MANSINGRAO GHATAGE
DEAN



DR. SUVARNA PATIL
MEDICAL DIRECTOR

KASARWADI, SAWARDE, TAL.-CH IPLUN, DIST. - RATNAGIRI - 415606,
EMAIL ID: IQAC@BKLWRMC.COM

CERTIFICATE

OF APPRECIATION





This is to certify that,
DR. DATTA MULYE

has participated in the
"Clinical Echocardiography hands on training program Level -1"
Duration (28 Hours) From 5th April 2024 to 1st June 2024
at B. K. L. Walawalkar Rural Medical College & Hospital
Kasarwadi, Sawarde, Tal.-Chiplun, Dist. - Ratnagiri - 415606


 Dr. Amitkumar Bhalerao
Organising Secretary


 Dr. Arvind Yadav
IQAC Coordinator


 Dr. Mansingrao Ghatage
Dean


 Dr. Suvarna Patil
Medical Director

