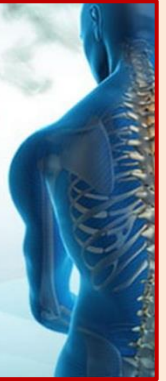




Department of
Orthopedic



**SVJCT HAND CADAVER
WINTER COURSE**

4 & 5 JANUARY 2025

Time: 8:00am to 6:00pm / Venue: BKLWPMC

**WELCOME TO THE
WORKSHOP**



CHIEF FACULTY
DR. NANDAN KANVINDE
MBBS MS (Ortho) FRCS Glasgow,
MCh (Ortho)Liverpool

PRACTICING IN UK SINCE 30 YEARS

**DEPARTMENT OF ORTHOPEDIC,
ANATOMY & RADIOLOGY**

SHRI VITHALRAO JOSHI CHARITIES TRUST'S
B. K. L. WALAWALKAR RURAL MEDICAL COLLEGE
KASARWADI, SAWARDE, TAL.-CHIPLUN, DIST. - RATNAGIRI - 415606, MAHARASHTRA, INDIA





Goals

- To create a student who after undergoing the requisite training, should be able to serve the needs of the community and should be competent to solve the problems pertaining to the specialty of Orthopedics and Trauma.
- To identify and recognize various congenital, developmental, inflammatory, infective, traumatic, metabolic, neuromuscular, degenerative and oncologic disorders of the musculoskeletal system
- Acquire knowledge, skills and attitude to provide healthcare and education to the patients.
-

Objectives

- To be aware of contemporary advances & developments in medical sciences as related to Orthopaedics and Trauma.
- To acquire the competencies pertaining to the subject that are required to be practiced in the community and at all levels of health system.
- To recognize the health needs of the patient and family and carries out professional obligations in keeping with principles of the National Health Policy and professional ethics.
- To oriented to principles of research methodology.
- To acquire skills in educating medical and paramedical professionals.
- To acquire skills in effectively communicating with the person, family and the community

Infrastructure

- No of OPD Consultation Rooms: 4 photo
- No of Dressing rooms in OPD: 2 (1 male & 1 female)
- Plaster application and cutting rooms: 1 each
- Demonstration Room: Total 3 equipped with LCD & OHP projector (1 in OPD and 1 in male and female Ortho ward each)
- Full functional 24/7 modern Operation theatre with Laminar air flow, modular OT table, Intra-op Fluoroscopy, optimal sterilization methods etc.

Number of Books & Journals

Departmental Library		Central Library
Total No. of Books	No. of Titles	Total No. of Books
184	142	443

Journal In Departmental Library

Indian Journals of Orthopaedics	Indian	Bimonthly
Journals of Orthopaedic Diseases and Traumatology	Indian	Quarterly
Operative Techniques in Orthopaedics	Indian	Quarterly
Journal of Orthopaedics & Traumatology Rehabilitation	Foreign	Quarterly
Orthopaedics Clinics of North America	Foreign	Quarterly
The Bone and Joint Journal (British)	Foreign	Monthly
Sports Orthopaedics and Traumatology	Foreign	Quarterly

Equipment's

Dedicated Ortho OT



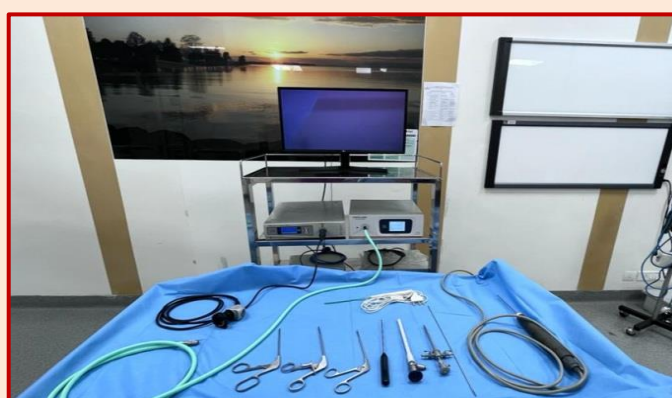
Intra-Op Fluoroscopy



OT Table



Arthroscopy set



Endoscopic Spine set



THR Set



Bipolar Instrument



TKR Instrument



TKR Instrument



- All other major and minor operative instrumentation set for trauma as well as sub-speciality surgeries are available in the OT
- All orthopedic wards have wall mounted suction lines along with piped wall mounted central O2 lines on all beds. They have resuscitation equipment like laryngoscope, all size endotracheal tubes, nasal and oral airways, Magill's forceps, LMA / PLMA of all sizes, Electrical suction apparatus, AED -1.

Teaching Aids

- LCD Projectors
- White/ Green teaching boards
- Desktop computers with internet facilities

Student Support & Progression

Undergraduates:

Enhancing learning through regular

- Didactic lectures
- Clinical posting
- Elective Orthopaedic posting
- SDL (Self Directed Learning) Lectures
- Orientation programs

Postgraduates:

Conducting and participating in various learning activities such as:

- Workshops/ CME/ Conferences
- Basic Surgical Skill (BSS) Course (RCS Ed,UK)
- Basic Life Support (BLS)
- Advanced Trauma Life Support (ATLS)
- COVID Skills
- Community health camps

Students Evaluation

- UG and PG Program assessment is done through formative and summative assessment as per NMC and MUHS norms.
- Attendance and performance of students is assessed and informed regularly
- Maintenance of log book to record daily procedures in OPD/IPD/OT
- Regular evaluation of thesis work to track progress

Teaching and Learning Methods

Grand Rounds



Bed Side clinic



Tutorials




Seminar



Guest Lecture



Self-Directed Learning



- Focus on Patient-centric and Evidence-based learning to enable students to manage patients in OPDs/ IPDs/ ICUs/Casualty under supervision
- Introduction of OSCE clinical scenarios
- Guiding towards publishing research work
- Development of communication skills through case based learning involving patient and relative counseling
- PG students are encouraged to participate in teaching and training programme of undergraduates, interns and paramedics
- Department also encourages e-learning activities like guest lectures and online webinars

Departmental Activities

National Transformational Endoscopic Spine Surgery and Cadaveric Workshops





Basic Life Support /BSS Workshop



Basic Life Support (BLS)



Basic Surgical Skills (BSS) Workshop by The Royal College of Surgeons of Edinburgh, UK



Advanced Trauma Life Support (ATLS) Workshop



Interdisciplinary Activities

- Ortho Radiology Meets: discussion amongst ortho and radiology residents under facilitation of faculty on various imaging modalities used and its interpretation
- Interdepartmental Guest Lectures on uncommon/ interesting cases
- Formulating infection control guidelines and practices with Department of Microbiology as required from time to time
- Liaising with various departments regarding holistic patient care.


Association of Rural Surgeons of India (ARSICON) National Conference



Surgical skills training of UG and PG students by Johnson & Johnson Institute



Online Interdepartmental Guest Lectures



Guest Lecture



Death Review Meeting



Department of Orthopaedics



First Cell therapy lab of Konkan

